

175
CELEBRATING
OVER 175 YEARS OF
QUALITY & VALUE



/ INTERNAL AND EXTERNAL DOORS
/ DOOR SYSTEM SOLUTIONS
/ DOOR FRAMES
/ CUBICLE & WASHROOM SYSTEMS

 **HOWARTH TIMBER
& BUILDING SUPPLIES**



 *Masonite* & **PREMDOR**® a beautiful history
 Manufacturing excellence comes from years of experience.

As one of the UK's leading door manufacturers, Premdor is proud to provide the industry with one of the most extensive timber door collections in the country.

A division of the revolutionary Masonite organisation, Premdor has designed and produced pioneering joinery solutions for nearly 25 years, resulting in a reputation for innovation, quality and reliability.

Premdor's customer service ethos is firmly rooted in providing customers with quality products in good time and in good condition, whilst providing help and support at every turn. With a sound understanding of the industry, Premdor recognises that time is often of the essence and consequently, many of our products are available in popular sizes from stock, all delivered via a well-known and timely transport service.

As a responsible manufacturer, Premdor is wholly committed to a rigorous environmental management programme and in addition, has been independently accredited to meet the requirements of BS EN ISO 14001. Premdor also embraces the principles of the Forest Stewardship Council® (FSC®) and the PEFC's chain of custody schemes.

That's the Premdor Way...

PREMDOR®

Birthwaite Business Park,
 Huddersfield Road, Darton,
 Barnsley, S75 5JS

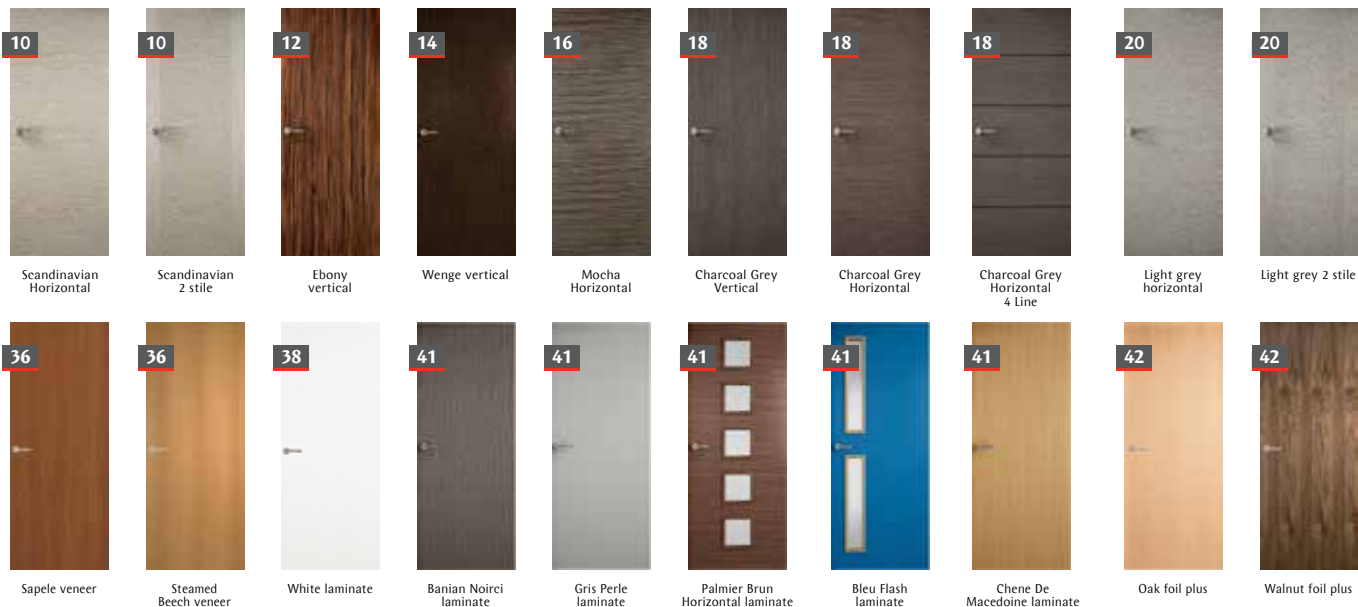
Tel: 0844 209 0008 Fax: 0844 371 5333

Email: ukmarketing@premdor.com



PREMDOR® door selector

Interior Flush Range



Interior Timber Range



Interior Moulded Range



Exterior Range





20

Light grey vertical 4 Line



22

Light grey horizontal 4 Line



22

Light grey black & grey 2 Stile



24

Oak vertical



24

Oak 2 stile vertical



26

Walnut vertical



26

Walnut 2 stile



28

Ash vertical



28

Durador



30

Innova Ash veneer



43

Ash foil



43

Beech foil



43

Oak foil



43

Ash foil full light



43

Beech foil full light



43

Oak foil full light



44

Glazing Design: 10G



44

Glazing Design: 16G



44

Glazing Design: 18G



44

Glazing Design: 19G



58

Croft solid glazed



58

Croft solid 3/4 light glazed



60

Milano solid



60

Milano solid glazed



62

Nice solid



62

Nice solid glazed



64

Ladder



64

Ladder glazed



66

Clear pine Victorian 4 panel



66

Clear pine Colonial 6 panel



74

Premium horizontal 4 line narrow offset clear glazed



74

Premium horizontal 4 line clear glazed



74

Premium horizontal 4 line narrow clear glazed



76

Premium vertical 5 panel



76

Premium vertical 5 panel moulded glazed



78

2 panel smooth



78

2 panel arch top textured



80

4 panel smooth / textured



82

4 panel arch top textured



82

5 panel smooth



88

Manhattan 15 light clear glazed



90

Interior glazed moulded options



91

2 light textured / smooth clear glazed



91

2 light textured / smooth obscure glazed



91

Half light textured clear glazed



91

Half light textured obscure glazed



92

Paint grade plus



92

Lipped paint grade plus



94

Popular paint grade



94

Un-lipped popular paint grade



126

Banville solid offset glazed



126

Banville solid centre glazed



128

Exterior two stile solid oak



130

Croft Part L triple glazed



130

Croft stable Part L triple glazed



132

Exterior Chatsworth oak Part L



134

Exterior composite doors



134




134




136

10 softwood



30 Innova White oak veneer 32 American white oak veneer (crown & half crown cut) 32 Koto veneer 34 North American Maple veneer 34 Walnut veneer 34 Anegre veneer 36 European Ash veneer (crown & half crown cut)



44 Glazing Design: 20G 44 Glazing Design: 22G 44 Glazing Design: 23G 44 Glazing Design: 24G 44 Glazing Design: 25G 44 Glazing Design: 26G 44 Glazing Design: 27G



66 Clear pine Country 66 Clear pine Country etched half light glazed 66 Clear pine Victorian 2 light frosted glazed 66 Clear pine bevelled 8 light clear glazed



8
Interior Door Range



96
Interior Lever Furniture, Locks, Latches & Door Closers



100
Doorsets



112
Exterior Door Range



82 5 panel smooth 3/4 light glazed 82 5 panel smooth 5 light clear glazed 84 6 panel smooth / textured



144
Exterior French & Folding Door Range


144 Exterior french and folding doors

The attractive french and folding range is affordable luxury at its very best.

Through this range you will receive a beautiful product which doesn't compromise on quality, safety or performance.



150
Cubicle & Washroom Systems



136 KXT softwood 136 SC softwood 136 SA softwood 136 Softwood pairs 138 Matchboard FLB 138 GTF garage (pair) 140 F1X flush 140 F2X flush 140 F4X flush

New Product Innovation

portfolio™

Designed for life **PREMDOR**

Introducing Premdor's new Portfolio collection, which brings together cutting edge *VeneerMatch* technology and an unrivalled selection of stylish finishes. This unique collection is created by engineering real veneers into a consistent grain pattern and colour, but still allowing for natural variation within the doors. Each door has its own individual personality, ensuring that they are never identical.

P10 - 29

Natural

Classic

Contemporary

Exotic

Mocha
horizontal
vener

P16





1930's shaker
obscure
glazed

P56

Available in a fashionable 1930's three panel design, our shaker collection is bound to impress visitors.

Premium
moulded
glazed

P70

Our ever-popular Premium Moulded range now includes a variety of unique glazed styles that will up-lift gloomier rooms and bring light into the home.



Premdor remains dedicated to its focus on new product development and delivering innovative joinery solutions to our customers.



Exterior
Banville
solid oak

P126

Our popular exterior contemporary collection has expanded to include a number of new, on-trend styles, including the elegant Banville.



Nice
solid oak

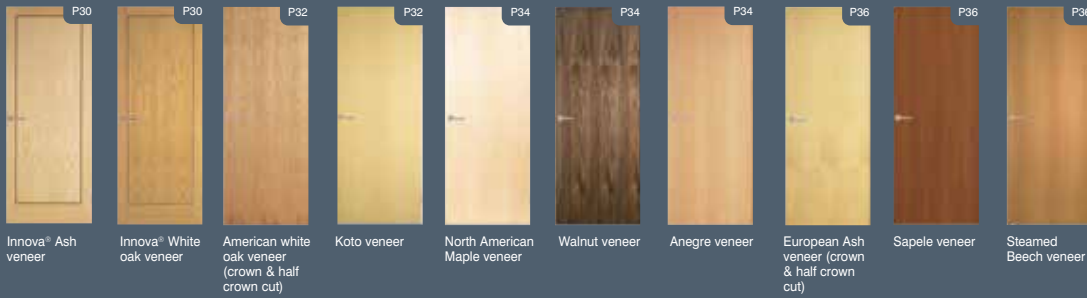

P124



Two stile
solid oak

P128

Interior flush doors



portfojo™

Portfolio by Premdor, brings together cutting edge technology and an unrivalled collection of stylish finishes. These unique doors are created by engineering real veneers into a consistent grain and consistent colour that still allows for natural variation within the doors. Each one has its own individual personality ensuring that they are never identical.

Innova®

Innova® doors are faced with panel effect veneers inlaid with real wood in a one panel design. Inlays are as follows: White oak is inlaid with Bubinga and Ash inlaid with American Walnut. Door faces are fully finished with a hard wearing lacquer to give a smooth, wipe clean surface.

Veneer

Natural wood veneers offer a luxury appearance from a cost effective flush door specification.

Veneer range door faces are fully face lacquered in clear satin finish. Vertical door edges feature timber lippings to complement the choice of either dark or light hardwood. Core options include certified fire doors.

High Pressure Laminate

The new High Pressure Laminate range offers excellent versatility and produces a range of impact and scratch resistant doors suitable for a range of high-traffic environments.

Foil & Foil Plus

Authentic appearance wood grain effect faces from our foil range require no further decoration. Matching appearance between doors is guaranteed. Clean lines make these products a popular choice for modern interiors with fire doors and standard glazed options available to ensure Building Regulation compliance.

For a more premium grade foil, foil plus doors offer an authentic grain appearance and solid core construction.

Flush glazed fire doors

A number of different apertured and glazed fire door options are available on all flush styles featured on pages 10 to 43. With many different designs available, including popular options from stock, the range adheres to both Parts B and M of the Building Regulations.



For matching
door furniture
See Pages
96-99

portfolio™ Interior scandinavian



Our new Scandinavian-inspired range brings a beautiful and peaceful palette of light coloured veneers to add a touch of cool refined elegance to any decor.

From residential spaces to the relaxing surroundings of a spa, this range is perfect. The unique beauty of the grain enhances this stunning range.

Standard Door Size	Scandinavian horizontal		Scandinavian 2 stile	
	Code	Price	Code	Price
864 x 1981 x 35mm (2' 10" x 6' 6")	84477	£205.00	89677	£235.00
838 x 1981 x 35mm (2' 9" x 6' 6")	84414	£195.00	89614	£220.00
813 x 2032 x 35mm (2' 8" x 6' 8")	84469	£195.00	89669	£220.00
762 x 1981 x 35mm (2' 6" x 6' 6")	84411	£180.00	89611	£210.00
711 x 1981 x 35mm (2' 4" x 6' 6")	84415	£180.00	-	-
686 x 1981 x 35mm (2' 3" x 6' 6")	84416	£180.00	89616	£210.00
610 x 1981 x 35mm (2' 0" x 6' 6")	84417	£180.00	89617	£210.00
533 x 1981 x 35mm (1' 9" x 6' 6")	84418	£180.00	-	-
457 x 1981 x 35mm (1' 6" x 6' 6")	84419	£180.00	-	-
926 x 2040 x 40mm Standard Metric	84429	£205.00	89629	£235.00
826 x 2040 x 40mm Standard Metric	84438	£195.00	89638	£220.00
726 x 2040 x 40mm Standard Metric	84437	£180.00	89637	£210.00
626 x 2040 x 40mm Standard Metric	84436	£180.00	89636	£210.00
526 x 2040 x 40mm Standard Metric	84435	£180.00	-	-
426 x 2040 x 40mm Standard Metric	84434	£180.00	-	-
Solid Core				
914 x 1981 x 44mm (3' 0" x 6' 6")	88978	£215.00	-	-
864 x 1981 x 44mm (2' 10" x 6' 6")	88977	£215.00	88277	£245.00
838 x 1981 x 44mm (2' 9" x 6' 6")	88914	£205.00	88214	£235.00
813 x 2032 x 44mm (2' 8" x 6' 8")	88969	£205.00	88269	£235.00
762 x 1981 x 44mm (2' 6" x 6' 6")	88911	£195.00	88211	£225.00
711 x 1981 x 44mm (2' 4" x 6' 6")	88915	£195.00	-	-
686 x 1981 x 44mm (2' 3" x 6' 6")	88916	£195.00	88216	£225.00
610 x 1981 x 44mm (2' 0" x 6' 6")	88917	£195.00	88217	£225.00
533 x 1981 x 44mm (1' 9" x 6' 6")	88918	£195.00	-	-
457 x 1981 x 44mm (1' 6" x 6' 6")	88919	£195.00	-	-
926 x 2040 x 44mm Standard Metric	88929	£215.00	88229	£245.00
826 x 2040 x 44mm Standard Metric	88938	£205.00	88238	£235.00
726 x 2040 x 44mm Standard Metric	88937	£195.00	88237	£225.00
626 x 2040 x 44mm Standard Metric	88936	£195.00	88236	£225.00
526 x 2040 x 44mm Standard Metric	88935	£195.00	-	-
426 x 2040 x 44mm Standard Metric	88934	£195.00	-	-
Fireshield FD30				
838 x 1981 x 54mm (2' 9" x 6' 6")	85914	£345.00	85214	£375.00
813 x 2032 x 54mm (2' 8" x 6' 8")	85969	£345.00	85269	£375.00
762 x 1981 x 54mm (2' 6" x 6' 6")	85911	£330.00	85211	£360.00
686 x 1981 x 54mm (2' 3" x 6' 6")	85916	£330.00	85216	£360.00
926 x 2040 x 54mm Standard Metric	85929	£360.00	85229	£390.00
826 x 2040 x 54mm Standard Metric	85938	£345.00	85238	£375.00
726 x 2040 x 54mm Standard Metric	85937	£330.00	85237	£360.00
626 x 2040 x 54mm Standard Metric	85936	£330.00	85236	£360.00
Firemaster FD60				



OPTION Plus
FIRE DOORS

Options can be ordered on all doors where suitable.

- Factory machining for hinges and/or latches.
- Supply and fit standard interior latches or lock.
- Supply and fit intumescent seals to Fire doors.

Please see page 162 for further information.

- Fireshield FD30 fire rated.
- Firemaster FD60 fire rated.



- **VeneerMatch** technology creates engineered real veneers with a consistent grain and colour.
- Supplied with PEFC chain of custody as standard.
- Solid core, 30 & 60 minute fire door options available.
- Glazed fire door options available – see page 44.
- **portfolio** doors offer a subtle level of individuality whilst maintaining uniformity from one door to the next.



cool
Stylish
fresh

Glazing Styles



For more information about these and many other suitable glazing options for your **portfolio** door please call our sales office.

portfolio™ Interior ebony



Ebony vertical

With Portfolio Ebony there is no need to compromise when faced with the challenge of creating that decadent but elegant look that so many exclusive spaces demand.

The Portfolio technology allows an environmentally sustainable way of achieving this popular look.

Standard Door Size	Ebony vertical	
	Code	Price
864 x 1981 x 35mm (2' 10" x 6' 6")	89177	£205.00
838 x 1981 x 35mm (2' 9" x 6' 6")	89114	£195.00
813 x 2032 x 35mm (2' 8" x 6' 8")	89169	£195.00
762 x 1981 x 35mm (2' 6" x 6' 6")	89111	£180.00
711 x 1981 x 35mm (2' 4" x 6' 6")	89115	£180.00
686 x 1981 x 35mm (2' 3" x 6' 6")	89116	£180.00
610 x 1981 x 35mm (2' 0" x 6' 6")	89117	£180.00
533 x 1981 x 35mm (1' 9" x 6' 6")	89118	£180.00
457 x 1981 x 35mm (1' 6" x 6' 6")	89119	£180.00
926 x 2040 x 40mm Standard Metric	89129	£205.00
826 x 2040 x 40mm Standard Metric	89138	£195.00
726 x 2040 x 40mm Standard Metric	89137	£180.00
626 x 2040 x 40mm Standard Metric	89136	£180.00
526 x 2040 x 40mm Standard Metric	89135	£180.00
426 x 2040 x 40mm Standard Metric	89134	£180.00
Solid Core		
914 x 1981 x 44mm (3' 0" x 6' 6")	■ 87778	£215.00
864 x 1981 x 44mm (2' 10" x 6' 6")	■ 87777	£215.00
838 x 1981 x 44mm (2' 9" x 6' 6")	■ 87714	£205.00
813 x 2032 x 44mm (2' 8" x 6' 8")	■ 87769	£205.00
762 x 1981 x 44mm (2' 6" x 6' 6")	■ 87711	£195.00
711 x 1981 x 44mm (2' 4" x 6' 6")	■ 87715	£195.00
686 x 1981 x 44mm (2' 3" x 6' 6")	■ 87716	£195.00
610 x 1981 x 44mm (2' 0" x 6' 6")	■ 87717	£195.00
533 x 1981 x 44mm (1' 9" x 6' 6")	■ 87718	£195.00
457 x 1981 x 44mm (1' 6" x 6' 6")	■ 87719	£195.00
926 x 2040 x 44mm Standard Metric	■ 87729	£215.00
826 x 2040 x 44mm Standard Metric	■ 87738	£205.00
726 x 2040 x 44mm Standard Metric	■ 87737	£195.00
626 x 2040 x 44mm Standard Metric	■ 87736	£195.00
526 x 2040 x 44mm Standard Metric	■ 87735	£195.00
426 x 2040 x 44mm Standard Metric	■ 87734	£195.00
Fireshield FD30		
838 x 1981 x 54mm (2' 9" x 6' 6")	■ 83614	£345.00
813 x 2032 x 54mm (2' 8" x 6' 8")	■ 83669	£345.00
762 x 1981 x 54mm (2' 6" x 6' 6")	■ 83611	£330.00
686 x 1981 x 54mm (2' 3" x 6' 6")	■ 83616	£330.00
926 x 2040 x 54mm Standard Metric	■ 83629	£360.00
826 x 2040 x 54mm Standard Metric	■ 83638	£345.00
726 x 2040 x 54mm Standard Metric	■ 83637	£330.00
626 x 2040 x 54mm Standard Metric	■ 83636	£330.00
Firemaster FD60		



PEFC - applies to Solid Core and FD30 Fireshield ranges.
FSC® - applies to FD60 Firemaster range.



OPTION PLUS

Options can be ordered on all doors where suitable.

- Factory machining for hinges and/or latches.
- Supply and fit standard interior latches or lock.

- Supply and fit intumescent seals to Fire doors.

Please see page 162 for further information.

- Fireshield FD30 fire rated.
- Firemaster FD60 fire rated.



- *VeneerMatch* technology creates engineered real veneers with a consistent grain and colour.
- Supplied with PEFC chain of custody as standard.
- Solid core, 30 & 60 minute fire door options available.
- Glazed fire door options available – see page 44.
- **portfolio** doors offer a subtle level of individuality whilst maintaining uniformity from one door to the next.



dramatic
Evocative
exciting

Glazing Styles



For more information about these and many other suitable glazing options for your **portfolio** door please call our sales office.

portfolio™ Interior wenge



Wenge vertical



For sleek and sophisticated interior schemes, Portfolio's Exotic Wenge is the answer.

Offering a stunning finish for a multitude of environments – from high end apartments to bars and clubs – this beautiful line will bring a touch of the exotic to any room.

Standard Door Size	Wenge vertical		
	Code	Price	
Solid Core	864 x 1981 x 35mm (2' 10" x 6' 6")	89877 £175.00	
	838 x 1981 x 35mm (2' 9" x 6' 6")	89814 £165.00	
	813 x 2032 x 35mm (2' 8" x 6' 8")	89869 £165.00	
	762 x 1981 x 35mm (2' 6" x 6' 6")	89811 £155.00	
	711 x 1981 x 35mm (2' 4" x 6' 6")	89815 £155.00	
	686 x 1981 x 35mm (2' 3" x 6' 6")	89816 £155.00	
	610 x 1981 x 35mm (2' 0" x 6' 6")	89817 £155.00	
	533 x 1981 x 35mm (1' 9" x 6' 6")	89818 £155.00	
	457 x 1981 x 35mm (1' 6" x 6' 6")	89819 £155.00	
	926 x 2040 x 40mm Standard Metric	89829 £175.00	
	826 x 2040 x 40mm Standard Metric	89838 £165.00	
	726 x 2040 x 40mm Standard Metric	89837 £155.00	
	626 x 2040 x 40mm Standard Metric	89836 £155.00	
	526 x 2040 x 40mm Standard Metric	89835 £155.00	
	426 x 2040 x 40mm Standard Metric	89834 £155.00	
	Fireshield FD30	914 x 1981 x 44mm (3' 0" x 6' 6")	■ 88478 £190.00
		864 x 1981 x 44mm (2' 10" x 6' 6")	■ 88477 £190.00
		838 x 1981 x 44mm (2' 9" x 6' 6")	■ 88414 £175.00
813 x 2032 x 44mm (2' 8" x 6' 8")		■ 88469 £175.00	
762 x 1981 x 44mm (2' 6" x 6' 6")		■ 88411 £170.00	
711 x 1981 x 44mm (2' 4" x 6' 6")		■ 88415 £170.00	
686 x 1981 x 44mm (2' 3" x 6' 6")		■ 88416 £170.00	
610 x 1981 x 44mm (2' 0" x 6' 6")		■ 88417 £170.00	
533 x 1981 x 44mm (1' 9" x 6' 6")		■ 88418 £170.00	
457 x 1981 x 44mm (1' 6" x 6' 6")		■ 88419 £170.00	
926 x 2040 x 44mm Standard Metric		■ 88429 £190.00	
826 x 2040 x 44mm Standard Metric		■ 88438 £175.00	
726 x 2040 x 44mm Standard Metric		■ 88437 £170.00	
626 x 2040 x 44mm Standard Metric		■ 88436 £170.00	
526 x 2040 x 44mm Standard Metric		■ 88435 £170.00	
426 x 2040 x 44mm Standard Metric	■ 88434 £170.00		
Firemaster FD60	838 x 1981 x 54mm (2' 9" x 6' 6")	■ 85414 £315.00	
	813 x 2032 x 54mm (2' 8" x 6' 8")	■ 85469 £315.00	
	762 x 1981 x 54mm (2' 6" x 6' 6")	■ 85411 £300.00	
	686 x 1981 x 54mm (2' 3" x 6' 6")	■ 85416 £300.00	
	926 x 2040 x 54mm Standard Metric	■ 85429 £330.00	
	826 x 2040 x 54mm Standard Metric	■ 85438 £315.00	
	726 x 2040 x 54mm Standard Metric	■ 85437 £300.00	
626 x 2040 x 54mm Standard Metric	■ 85436 £300.00		



PEFC - applies to Solid Core and FD30 Fireshield ranges.
FSC® - applies to FD60 Firemaster range.



OPTION PLUS

Options can be ordered on all doors where suitable.

- Factory machining for hinges and/or latches.
- Supply and fit standard interior latches or lock.

- Supply and fit intumescent seals to Fire doors.

Please see page 162 for further information.

- Fireshield FD30 fire rated.
- Firemaster FD60 fire rated.



- *VeneerMatch* technology creates engineered real veneers with a consistent grain and colour.
- Supplied with PEFC chain of custody as standard.
- Solid core, 30 & 60 minute fire door options available.
- Glazed fire door options available – see page 44.
- **portfolio** doors offer a subtle level of individuality whilst maintaining uniformity from one door to the next.



rich
Crafted
sleek

Glazing Styles



For more information about these and many other suitable glazing options for your **portfolio** door please call our sales office.

portfolio™ Interior mocha



Mocha horizontal



The rich, warmth of Mocha is both stylish and simple, bringing sophistication to any environment with its unique and striking appearance.

Delivering warm, gentle tones with a hint of coffee and cream, Portfolio's Mocha Horizontal door adds a touch of sophistication to any space.



Standard Door Size	Mocha horizontal	
	Code	Price
864 x 1981 x 35mm (2' 10" x 6' 6")	89777	£235.00
838 x 1981 x 35mm (2' 9" x 6' 6")	89714	£220.00
813 x 2032 x 35mm (2' 8" x 6' 8")	89769	£220.00
762 x 1981 x 35mm (2' 6" x 6' 6")	89711	£210.00
711 x 1981 x 35mm (2' 4" x 6' 6")	89715	£210.00
686 x 1981 x 35mm (2' 3" x 6' 6")	89716	£210.00
610 x 1981 x 35mm (2' 0" x 6' 6")	89717	£210.00
533 x 1981 x 35mm (1' 9" x 6' 6")	89718	£210.00
457 x 1981 x 35mm (1' 6" x 6' 6")	89719	£210.00
926 x 2040 x 40mm Standard Metric	89729	£235.00
826 x 2040 x 40mm Standard Metric	89738	£220.00
726 x 2040 x 40mm Standard Metric	89737	£210.00
626 x 2040 x 40mm Standard Metric	89736	£210.00
526 x 2040 x 40mm Standard Metric	89735	£210.00
426 x 2040 x 40mm Standard Metric	89734	£210.00
Solid Core		
914 x 1981 x 44mm (3' 0" x 6' 6")	88378	£245.00
864 x 1981 x 44mm (2' 10" x 6' 6")	88377	£245.00
838 x 1981 x 44mm (2' 9" x 6' 6")	88314	£235.00
813 x 2032 x 44mm (2' 8" x 6' 8")	88369	£235.00
762 x 1981 x 44mm (2' 6" x 6' 6")	88311	£225.00
711 x 1981 x 44mm (2' 4" x 6' 6")	88315	£225.00
686 x 1981 x 44mm (2' 3" x 6' 6")	88316	£225.00
610 x 1981 x 44mm (2' 0" x 6' 6")	88317	£225.00
533 x 1981 x 44mm (1' 9" x 6' 6")	88318	£225.00
457 x 1981 x 44mm (1' 6" x 6' 6")	88319	£225.00
926 x 2040 x 44mm Standard Metric	88329	£245.00
826 x 2040 x 44mm Standard Metric	88338	£235.00
726 x 2040 x 44mm Standard Metric	88337	£225.00
626 x 2040 x 44mm Standard Metric	88336	£225.00
526 x 2040 x 44mm Standard Metric	88335	£225.00
426 x 2040 x 44mm Standard Metric	88334	£225.00
Fireshield FD30		
838 x 1981 x 54mm (2' 9" x 6' 6")	85314	£375.00
813 x 2032 x 54mm (2' 8" x 6' 8")	85369	£375.00
762 x 1981 x 54mm (2' 6" x 6' 6")	85311	£360.00
686 x 1981 x 54mm (2' 3" x 6' 6")	85316	£360.00
926 x 2040 x 54mm Standard Metric	85329	£390.00
826 x 2040 x 54mm Standard Metric	85338	£375.00
726 x 2040 x 54mm Standard Metric	85337	£360.00
626 x 2040 x 54mm Standard Metric	85336	£360.00
Firemaster FD60		



PEFC - applies to Solid Core and FD30 Fireshield ranges.
FSC® - applies to FD60 Firemaster range.



OPTION PLUS

Options can be ordered on all doors where suitable.

- Factory machining for hinges and / or latches.
- Supply and fit standard interior latches or lock.

- Supply and fit intumescent seals to Fire doors.

Please see page 162 for further information.

- Fireshield FD30 fire rated.
- Firemaster FD60 fire rated.



- *VeneerMatch* technology creates engineered real veneers with a consistent grain and colour.
- Supplied with PEFC chain of custody as standard.
- Solid core, 30 & 60 minute fire door options available.
- Glazed fire door options available – see page 44.
- **portfolio** doors offer a subtle level of individuality whilst maintaining uniformity from one door to the next.



warm
Modern
gentle

Glazing Styles



For more information about these and many other suitable glazing options for your **portfolio** door please call our sales office.

portfolio™ Interior charcoal grey



The Charcoal Grey range from Portfolio is inspired by catwalk trends. This stylish and neutral yet dramatic shade can be paired with a colourful palette to great effect.

Whether creating amazing work spaces, or high-end dwellings, this exclusive hand-crafted range adds a dramatic and sophisticated element.

Standard Door Size	Charcoal Grey Vertical		Charcoal Grey 4 Line Horizontal		Charcoal Grey Horizontal	
	Code	Price	Code	Price	Code	Price
864 x 1981 x 35mm (2' 10" x 6' 6")	89277	£190.00	89377	£275.00	89977	£190.00
838 x 1981 x 35mm (2' 9" x 6' 6")	89214	£180.00	89314	£265.00	89914	£180.00
813 x 2032 x 35mm (2' 8" x 6' 8")	89269	£180.00	89369	£265.00	89969	£180.00
762 x 1981 x 35mm (2' 6" x 6' 6")	89211	£170.00	89311	£255.00	89911	£170.00
711 x 1981 x 35mm (2' 4" x 6' 6")	89215	£170.00	89315	£255.00	89915	£170.00
686 x 1981 x 35mm (2' 3" x 6' 6")	89216	£170.00	89316	£255.00	89916	£170.00
610 x 1981 x 35mm (2' 0" x 6' 6")	89217	£170.00	89317	£255.00	89917	£170.00
533 x 1981 x 35mm (1' 9" x 6' 6")	89218	£170.00	89318	£255.00	89918	£170.00
457 x 1981 x 35mm (1' 6" x 6' 6")	89219	£170.00	89319	£255.00	89919	£170.00
926 x 2040 x 40mm Standard Metric	89229	£190.00	89329	£275.00	89929	£190.00
826 x 2040 x 40mm Standard Metric	89238	£180.00	89338	£265.00	89938	£180.00
726 x 2040 x 40mm Standard Metric	89237	£170.00	89337	£255.00	89937	£170.00
626 x 2040 x 40mm Standard Metric	89236	£170.00	89336	£255.00	89936	£170.00
526 x 2040 x 40mm Standard Metric	89235	£170.00	89335	£255.00	89935	£170.00
426 x 2040 x 40mm Standard Metric	89234	£170.00	89334	£255.00	89934	£170.00
914 x 1981 x 44mm (3' 0" x 6' 6")	87878	£200.00	87978	£290.00	88578	£200.00
864 x 1981 x 44mm (2' 10" x 6' 6")	87877	£200.00	87977	£290.00	88577	£200.00
838 x 1981 x 44mm (2' 9" x 6' 6")	87814	£190.00	87914	£275.00	88514	£190.00
813 x 2032 x 44mm (2' 8" x 6' 8")	87869	£190.00	87969	£275.00	88569	£190.00
762 x 1981 x 44mm (2' 6" x 6' 6")	87811	£180.00	87911	£270.00	88511	£180.00
711 x 1981 x 44mm (2' 4" x 6' 6")	87815	£180.00	87915	£270.00	88515	£180.00
686 x 1981 x 44mm (2' 3" x 6' 6")	87816	£180.00	87916	£270.00	88516	£180.00
610 x 1981 x 44mm (2' 0" x 6' 6")	87817	£180.00	87917	£270.00	88517	£180.00
533 x 1981 x 44mm (1' 9" x 6' 6")	87818	£180.00	87918	£270.00	88518	£180.00
457 x 1981 x 44mm (1' 6" x 6' 6")	87819	£180.00	87919	£270.00	88519	£180.00
926 x 2040 x 44mm Standard Metric	87829	£200.00	87929	£290.00	88529	£200.00
826 x 2040 x 44mm Standard Metric	87838	£190.00	87938	£275.00	88538	£190.00
726 x 2040 x 44mm Standard Metric	87837	£180.00	87937	£270.00	88537	£180.00
626 x 2040 x 44mm Standard Metric	87836	£180.00	87936	£270.00	88536	£180.00
526 x 2040 x 44mm Standard Metric	87835	£180.00	87935	£270.00	88535	£180.00
426 x 2040 x 44mm Standard Metric	87834	£180.00	87934	£270.00	88534	£180.00
838 x 1981 x 54mm (2' 9" x 6' 6")	83714	£345.00	83814	£400.00	85514	£345.00
813 x 2032 x 54mm (2' 8" x 6' 8")	83769	£345.00	83869	£400.00	85569	£345.00
762 x 1981 x 54mm (2' 6" x 6' 6")	83711	£330.00	83811	£390.00	85511	£330.00
686 x 1981 x 54mm (2' 3" x 6' 6")	83716	£330.00	83816	£390.00	85516	£330.00
926 x 2040 x 54mm Standard Metric	83729	£360.00	83829	£415.00	85529	£360.00
826 x 2040 x 54mm Standard Metric	83738	£345.00	83838	£400.00	85538	£345.00
726 x 2040 x 54mm Standard Metric	83737	£330.00	83837	£390.00	85537	£330.00
626 x 2040 x 54mm Standard Metric	83736	£330.00	83836	£390.00	85536	£330.00



OPTION
FIREDOORS

Options can be ordered on all doors where suitable.

- Factory machining for hinges and/or latches.
- Supply and fit intumescent seals to Fire doors.
- Supply and fit standard interior latches or lock.

Please see page 162 for further information.

- Fireshield FD30 fire rated.
- Firemaster FD60 fire rated.



- **VeneerMatch** technology creates engineered real veneers with a consistent grain and colour.
- Supplied with PEFC chain of custody as standard.
- Solid core, 30 & 60 minute fire door options available.
- Glazed fire door options available – see page 44.
- **portfoljo** doors offer a subtle level of individuality whilst maintaining uniformity from one door to the next.



catwalk
Dramatic
fashion

Glazing Styles



For more information about these and many other suitable glazing options for your **portfoljo** door please call our sales office.

portfolio™ Interior light grey



This lighter shade range from Portfolio combines seamlessly with many interiors. It blends subtly to create contemporary interest within any home, office or stylish commercial project.

An extensive choice all with superb consistency, you can choose from a simple classic grey finish to a dramatic statement piece with black centre panel.

Standard Door Size	Light grey horizontal		Light Grey two stile		Light Grey Four Line Vertical	
	Code	Price	Code	Price	Code	Price
864 x 1981 x 35mm (2' 10" x 6' 6")	84277	£190.00	89577	£235.00	84377	£320.00
838 x 1981 x 35mm (2' 9" x 6' 6")	84214	£180.00	89514	£220.00	84314	£310.00
813 x 2032 x 35mm (2' 8" x 6' 8")	84269	£180.00	89569	£220.00	84369	£310.00
762 x 1981 x 35mm (2' 6" x 6' 6")	84211	£170.00	89511	£210.00	84311	£295.00
711 x 1981 x 35mm (2' 4" x 6' 6")	84215	£170.00	-	-	-	-
686 x 1981 x 35mm (2' 3" x 6' 6")	84216	£170.00	89516	£210.00	84316	£295.00
610 x 1981 x 35mm (2' 0" x 6' 6")	84217	£170.00	89517	£210.00	84317	£295.00
533 x 1981 x 35mm (1' 9" x 6' 6")	84218	£170.00	-	-	-	-
457 x 1981 x 35mm (1' 6" x 6' 6")	84219	£170.00	-	-	-	-
926 x 2040 x 40mm Standard Metric	84229	£190.00	89529	£235.00	84329	£320.00
826 x 2040 x 40mm Standard Metric	84238	£180.00	89538	£220.00	84338	£310.00
726 x 2040 x 40mm Standard Metric	84237	£170.00	89537	£210.00	84337	£295.00
626 x 2040 x 40mm Standard Metric	84236	£170.00	89536	£210.00	84336	£295.00
526 x 2040 x 40mm Standard Metric	84235	£170.00	-	-	-	-
426 x 2040 x 40mm Standard Metric	84234	£170.00	-	-	-	-
Solid Core						
914 x 1981 x 44mm (3' 0" x 6' 6")	88778	£200.00	-	-	-	-
864 x 1981 x 44mm (2' 10" x 6' 6")	88777	£200.00	88177	£245.00	88877	£330.00
838 x 1981 x 44mm (2' 9" x 6' 6")	88714	£190.00	88114	£235.00	88814	£320.00
813 x 2032 x 44mm (2' 8" x 6' 8")	88769	£190.00	88169	£235.00	88869	£320.00
762 x 1981 x 44mm (2' 6" x 6' 6")	88711	£180.00	88111	£225.00	88811	£310.00
711 x 1981 x 44mm (2' 4" x 6' 6")	88715	£180.00	-	-	-	-
686 x 1981 x 44mm (2' 3" x 6' 6")	88716	£180.00	88116	£225.00	88816	£310.00
610 x 1981 x 44mm (2' 0" x 6' 6")	88717	£180.00	88117	£225.00	88817	£310.00
533 x 1981 x 44mm (1' 9" x 6' 6")	88718	£180.00	-	-	-	-
457 x 1981 x 44mm (1' 6" x 6' 6")	88719	£180.00	-	-	-	-
926 x 2040 x 44mm Standard Metric	88729	£200.00	88129	£245.00	88829	£330.00
826 x 2040 x 44mm Standard Metric	88738	£190.00	88138	£235.00	88838	£320.00
726 x 2040 x 44mm Standard Metric	88737	£180.00	88137	£225.00	88837	£310.00
626 x 2040 x 44mm Standard Metric	88736	£180.00	88136	£225.00	88836	£310.00
526 x 2040 x 44mm Standard Metric	88735	£180.00	-	-	-	-
426 x 2040 x 44mm Standard Metric	88734	£180.00	-	-	-	-
Fireshield FD30						
838 x 1981 x 54mm (2' 9" x 6' 6")	85714	£345.00	85114	£375.00	85814	£460.00
813 x 2032 x 54mm (2' 8" x 6' 8")	85769	£345.00	85169	£375.00	85869	£460.00
762 x 1981 x 54mm (2' 6" x 6' 6")	85711	£330.00	85111	£360.00	85811	£445.00
686 x 1981 x 54mm (2' 3" x 6' 6")	85716	£330.00	85116	£360.00	85816	£445.00
926 x 2040 x 54mm Standard Metric	85729	£360.00	85129	£390.00	85829	£475.00
826 x 2040 x 54mm Standard Metric	85738	£345.00	85138	£375.00	85838	£460.00
726 x 2040 x 54mm Standard Metric	85737	£330.00	85137	£360.00	85837	£445.00
626 x 2040 x 54mm Standard Metric	85736	£330.00	85136	£360.00	85836	£445.00
Firemaster FD60						



OPTION PLUS
EXTRA FEATURES

- Options can be ordered on all doors where suitable.
- Supply and fit intumescent seals to Fire doors.
- Factory machining for hinges and/or latches.
- Supply and fit standard interior latches or lock.
- Fireshield FD30 fire rated.
- Firemaster FD60 fire rated.

Please see page 162 for further information.



- **VeneerMatch** technology creates engineered real veneers with a consistent grain and colour.
- Supplied with PEFC chain of custody as standard.
- Solid core, 30 & 60 minute fire door options available.
- Glazed fire door options available – see page 44.
- **portfolio** doors offer a subtle level of individuality whilst maintaining uniformity from one door to the next.



subtle
Enhance
fresh

Glazing Styles



For more information about these and many other suitable glazing options for your **portfolio** door please call our sales office.

portfolio™ Interior light grey



Black & Light Grey
Two Stile



Light Grey
Four Line Horizontal



With its black centre panel and light grey stiles, the contemporary Black & Light Grey Two Stile door creates the perfect entrance. Bringing impact into any environment, it provides the most dramatic finish in the portfolio range.

The light grey four line horizontal door ensures this stylish horizontal grain catches the eye. The detailing of this door highlights its exceptional quality. Suitable for any contemporary space, this execution cannot fail to impress.

Standard Door Size	Black & Light Grey Two Stile		Light Grey Four Line Horizontal	
	Code	Price	Code	Price
864 x 1981 x 35mm (2' 10" x 6' 6")	84177	£235.00	89477	£275.00
838 x 1981 x 35mm (2' 9" x 6' 6")	84114	£220.00	89414	£265.00
813 x 2032 x 35mm (2' 8" x 6' 8")	84169	£220.00	89469	£265.00
762 x 1981 x 35mm (2' 6" x 6' 6")	84111	£210.00	89411	£255.00
711 x 1981 x 35mm (2' 4" x 6' 6")	-	-	89415	£255.00
686 x 1981 x 35mm (2' 3" x 6' 6")	84116	£210.00	89416	£255.00
610 x 1981 x 35mm (2' 0" x 6' 6")	84117	£210.00	89417	£255.00
533 x 1981 x 35mm (1' 9" x 6' 6")	-	-	89418	£255.00
457 x 1981 x 35mm (1' 6" x 6' 6")	-	-	89419	£255.00
926 x 2040 x 40mm Standard Metric	84129	£235.00	89429	£275.00
826 x 2040 x 40mm Standard Metric	84138	£220.00	89438	£265.00
726 x 2040 x 40mm Standard Metric	84137	£210.00	89437	£255.00
626 x 2040 x 40mm Standard Metric	84136	£210.00	89436	£255.00
526 x 2040 x 40mm Standard Metric	-	-	89435	£255.00
426 x 2040 x 40mm Standard Metric	-	-	89434	£255.00
Solid Core				
864 x 1981 x 44mm (2' 10" x 6' 6")	88677	£245.00	88077	£290.00
838 x 1981 x 44mm (2' 9" x 6' 6")	88614	£235.00	88014	£275.00
813 x 2032 x 44mm (2' 8" x 6' 8")	88669	£235.00	88069	£275.00
762 x 1981 x 44mm (2' 6" x 6' 6")	88611	£225.00	88011	£270.00
711 x 1981 x 44mm (2' 4" x 6' 6")	-	-	88015	£270.00
686 x 1981 x 44mm (2' 3" x 6' 6")	88616	£225.00	88016	£270.00
610 x 1981 x 44mm (2' 0" x 6' 6")	88617	£225.00	88017	£270.00
533 x 1981 x 44mm (1' 9" x 6' 6")	-	-	88018	£270.00
457 x 1981 x 44mm (1' 6" x 6' 6")	-	-	88019	£270.00
926 x 2040 x 44mm Standard Metric	88629	£245.00	88029	£290.00
826 x 2040 x 44mm Standard Metric	88638	£235.00	88038	£275.00
726 x 2040 x 44mm Standard Metric	88637	£225.00	88037	£270.00
626 x 2040 x 44mm Standard Metric	88636	£225.00	88036	£270.00
526 x 2040 x 44mm Standard Metric	-	-	88035	£270.00
426 x 2040 x 44mm Standard Metric	-	-	88034	£270.00
Firesield FD30				
838 x 1981 x 54mm (2' 9" x 6' 6")	85614	£375.00	83914	£400.00
813 x 2032 x 54mm (2' 8" x 6' 8")	85669	£375.00	83969	£400.00
762 x 1981 x 54mm (2' 6" x 6' 6")	85611	£360.00	83911	£390.00
686 x 1981 x 54mm (2' 3" x 6' 6")	85616	£360.00	83916	£390.00
926 x 2040 x 54mm Standard Metric	85629	£390.00	83929	£415.00
826 x 2040 x 54mm Standard Metric	85638	£375.00	83938	£400.00
726 x 2040 x 54mm Standard Metric	85637	£360.00	83937	£390.00
626 x 2040 x 54mm Standard Metric	85636	£360.00	83936	£390.00
Firemaster FD60				

OPTION

Options can be ordered on all doors where suitable.

- Factory machining for hinges and/or latches.
- Supply and fit standard interior latches or lock.

- Supply and fit intumescent seals to Fire doors.

Please see page 162 for further information.

- Firesield FD30 fire rated.
- Firemaster FD60 fire rated.



PEFC - applies to Solid Core and FD30 Firesield ranges.
FSC® - applies to FD60 Firemaster range.





- **VeneerMatch** technology creates engineered real veneers with a consistent grain and colour.
- Supplied with PEFC chain of custody as standard.
- Solid core, 30 & 60 minute fire door options available.
- Glazed fire door options available – see page 44.
- **portfolio** doors offer a subtle level of individuality whilst maintaining uniformity from one door to the next.



striking
Bold
statement

Glazing Styles



For more information about these and many other suitable glazing options for your **portfolio** door please call our sales office.



Oak vertical



White oak 2 stile

Truly timeless, the Portfolio Classic Vertical Oak door adds a touch of sophistication to any décor. A favourite with interior design experts, this popular choice benefits from Portfolios unique techniques offering a consistent yet unique veneer finish.

By adding a perfectly matched two stile finish to the classic oak, Portfolio have created a new dimension for this timeless piece. Complementing the style of any modern interior, this beautifully crafted door adds elegance to every room.

	Standard Door Size	Oak vertical		White oak two stile	
		Code	Price	Code	Price
Solid Core	864 x 1981 x 35mm (2' 10" x 6' 6")	58677	£143.00	32677	£188.00
	838 x 1981 x 35mm (2' 9" x 6' 6")	58614	£132.00	32614	£182.00
	813 x 2032 x 35mm (2' 8" x 6' 8")	58669	£132.00	32639	£182.00
	762 x 1981 x 35mm (2' 6" x 6' 6")	58611	£126.00	31611	£177.00
	711 x 1981 x 35mm (2' 4" x 6' 6")	58662	£126.00	-	-
	686 x 1981 x 35mm (2' 3" x 6' 6")	58616	£126.00	32616	£177.00
	610 x 1981 x 35mm (2' 0" x 6' 6")	58617	£126.00	32617	£170.00
	533 x 1981 x 35mm (1' 9" x 6' 6")	58618	£126.00	-	-
	457 x 1981 x 35mm (1' 6" x 6' 6")	58619	£126.00	-	-
	926 x 2040 x 40mm Standard Metric	58629	£143.00	32629	£188.00
	826 x 2040 x 40mm Standard Metric	58638	£132.00	32638	£182.00
	726 x 2040 x 40mm Standard Metric	58637	£126.00	32637	£177.00
	626 x 2040 x 40mm Standard Metric	58636	£126.00	32636	£177.00
	526 x 2040 x 40mm Standard Metric	58635	£126.00	-	-
	426 x 2040 x 40mm Standard Metric	58634	£126.00	-	-
	Fireshield FD30	914 x 1981 x 44mm (3' 0" x 6' 6")	58078	£148.00	-
864 x 1981 x 44mm (2' 10" x 6' 6")		58077	£148.00	32777	£224.00
838 x 1981 x 44mm (2' 9" x 6' 6")		58014	£137.00	32714	£219.00
813 x 2032 x 44mm (2' 8" x 6' 8")		58069	£137.00	32739	£219.00
762 x 1981 x 44mm (2' 6" x 6' 6")		58011	£132.00	22611	£214.00
711 x 1981 x 44mm (2' 4" x 6' 6")		58062	£132.00	-	-
686 x 1981 x 44mm (2' 3" x 6' 6")		58016	£132.00	32716	£214.00
610 x 1981 x 44mm (2' 0" x 6' 6")		58017	£132.00	32717	£214.00
533 x 1981 x 44mm (1' 9" x 6' 6")		58018	£132.00	-	-
457 x 1981 x 44mm (1' 6" x 6' 6")		58019	£132.00	-	-
926 x 2040 x 44mm Standard Metric		58029	£148.00	32729	£224.00
826 x 2040 x 44mm Standard Metric		58038	£137.00	32738	£219.00
726 x 2040 x 44mm Standard Metric		58037	£132.00	32737	£214.00
626 x 2040 x 44mm Standard Metric		58036	£132.00	32736	£214.00
526 x 2040 x 44mm Standard Metric		58035	£132.00	-	-
426 x 2040 x 44mm Standard Metric		58034	£132.00	-	-
Firemaster FD60	838 x 1981 x 54mm (2' 9" x 6' 6")	61314	£346.00	32814	£375.00
	813 x 2032 x 54mm (2' 8" x 6' 8")	61369	£346.00	32839	£375.00
	762 x 1981 x 54mm (2' 6" x 6' 6")	61311	£327.00	32811	£370.00
	686 x 1981 x 54mm (2' 3" x 6' 6")	61316	£327.00	32816	£370.00
	926 x 2040 x 54mm Standard Metric	61329	£357.00	32829	£380.00
	826 x 2040 x 54mm Standard Metric	61338	£346.00	32838	£375.00
	726 x 2040 x 54mm Standard Metric	61337	£327.00	32837	£370.00
	626 x 2040 x 54mm Standard Metric	61336	£327.00	32836	£370.00



OPTION PLUS

Options can be ordered on all doors where suitable.

- Factory machining for hinges and/or latches.
- Supply and fit standard interior latches or lock.

• Supply and fit intumescent seals to Fire doors.

Please see page 162 for further information.

- Fireshield FD30 fire rated.
- Firemaster FD60 fire rated.



PEFC - applies to Solid Core and FD30 Fireshield ranges.
FSC® - applies to FD60 Firemaster range.





- **VeneerMatch** technology creates engineered real veneers with a consistent grain and colour.
- Supplied with PEFC chain of custody as standard.
- Solid core, 30 & 60 minute fire door options available.
- Glazed fire door options available – see page 44.
- **portfolio** doors offer a subtle level of individuality whilst maintaining uniformity from one door to the next.



luxurious
Simple
robust

Glazing Styles



For more information about these and many other suitable glazing options for your **portfolio** door please call our sales office.

portfolio™ Interior walnut



Walnut vertical



Walnut 2 stile

This Classic Walnut door has been designed with longevity in mind. With consistent grain and superb colour matching this door will add a bold, modern look to any project.

Portfolio's unique technology allows for the striking Walnut Two Stile to provide further choice to this popular range.



Standard Door Size	Walnut vertical		Walnut 2 stile	
	Code	Price	Code	Price
864 x 1981 x 35mm (2' 10" x 6' 6")	62577	£234.00	33277	£229.00
838 x 1981 x 35mm (2' 9" x 6' 6")	62514	£222.00	33214	£224.00
813 x 2032 x 35mm (2' 8" x 6' 8")	62569	£222.00	33239	£224.00
762 x 1981 x 35mm (2' 6" x 6' 6")	62511	£211.00	33211	£219.00
711 x 1981 x 35mm (2' 4" x 6' 6")	62562	£211.00	-	-
686 x 1981 x 35mm (2' 3" x 6' 6")	62516	£211.00	33216	£219.00
610 x 1981 x 35mm (2' 0" x 6' 6")	62517	£211.00	33217	£219.00
533 x 1981 x 35mm (1' 9" x 6' 6")	62518	£211.00	-	-
457 x 1981 x 35mm (1' 6" x 6' 6")	62519	£211.00	-	-
926 x 2040 x 40mm Standard Metric	62529	£234.00	33229	£229.00
826 x 2040 x 40mm Standard Metric	62538	£222.00	33238	£224.00
726 x 2040 x 40mm Standard Metric	62537	£211.00	33237	£219.00
626 x 2040 x 40mm Standard Metric	62536	£211.00	33236	£219.00
526 x 2040 x 40mm Standard Metric	62535	£211.00	-	-
426 x 2040 x 40mm Standard Metric	62534	£211.00	-	-
914 x 1981 x 44mm (3' 0" x 6' 6")	62678	£246.00	-	-
864 x 1981 x 44mm (2' 10" x 6' 6")	62677	£246.00	34877	£276.00
838 x 1981 x 44mm (2' 9" x 6' 6")	62614	£233.00	34814	£271.00
813 x 2032 x 44mm (2' 8" x 6' 8")	62669	£233.00	34839	£271.00
762 x 1981 x 44mm (2' 6" x 6' 6")	62611	£226.00	34811	£266.00
711 x 1981 x 44mm (2' 4" x 6' 6")	62662	£226.00	-	-
686 x 1981 x 44mm (2' 3" x 6' 6")	62616	£226.00	34816	£266.00
610 x 1981 x 44mm (2' 0" x 6' 6")	62617	£226.00	34817	£266.00
533 x 1981 x 44mm (1' 9" x 6' 6")	62618	£226.00	-	-
457 x 1981 x 44mm (1' 6" x 6' 6")	62619	£226.00	-	-
926 x 2040 x 44mm Standard Metric	62629	£246.00	34829	£276.00
826 x 2040 x 44mm Standard Metric	62638	£233.00	34838	£271.00
726 x 2040 x 44mm Standard Metric	62637	£226.00	34837	£266.00
626 x 2040 x 44mm Standard Metric	62636	£226.00	34836	£266.00
526 x 2040 x 44mm Standard Metric	62635	£226.00	-	-
426 x 2040 x 44mm Standard Metric	62634	£226.00	-	-
838 x 1981 x 54mm (2' 9" x 6' 6")	64014	£422.00	39514	£427.00
813 x 2032 x 54mm (2' 8" x 6' 8")	64069	£422.00	39539	£422.00
762 x 1981 x 54mm (2' 6" x 6' 6")	64011	£399.00	39511	£416.00
686 x 1981 x 54mm (2' 3" x 6' 6")	64016	£399.00	39516	£416.00
926 x 2040 x 54mm Standard Metric	64029	£434.00	39529	£427.00
826 x 2040 x 54mm Standard Metric	64038	£422.00	39538	£422.00
726 x 2040 x 54mm Standard Metric	64037	£399.00	39537	£416.00
626 x 2040 x 54mm Standard Metric	64036	£399.00	39536	£416.00



OPTION PLUS

- Options can be ordered on all doors where suitable.
- Supply and fit standard interior latches or lock.
 - Supply and fit intumescent seals to Fire doors.
 - Factory machining for hinges and/or latches.
 - Supply and fit fire rated hinges and/or latches.
- Please see page 162 for further information.
- Fireshield FD30 fire rated.
 - Firemaster FD60 fire rated.



- **VeneerMatch** technology creates engineered real veneers with a consistent grain and colour.
- Supplied with PEFC chain of custody as standard.
- Solid core, 30 & 60 minute fire door options available.
- Glazed fire door options available – see page 44.
- **portfolio** doors offer a subtle level of individuality whilst maintaining uniformity from one door to the next.



intimate
Beautiful
quality

Glazing Styles



For more information about these and many other suitable glazing options for your **portfolio** door please call our sales office.

portfolio™ Interior ash & durador



Ash Vertical



Durador

Portfolio's Classic Ash is traditional in style but unique in quality. Always in vogue with a gorgeously natural finish, this is a door that demands attention, offering an instant lift to any natural colour scheme.

Durador is a timeless classic from Portfolio. With its simple and clean look it fits effortlessly into any environment. This is a trend-proof choice ensuring a modern stylish addition to all rooms.

Standard Door Size	Ash Vertical		Durador	
	Code	Price	Code	Price
864 x 1981 x 35mm (2' 10" x 6' 6")	61777	£143.00	-	-
838 x 1981 x 35mm (2' 9" x 6' 6")	61714	£132.00	-	-
813 x 2032 x 35mm (2' 8" x 6' 8")	61769	£132.00	-	-
762 x 1981 x 35mm (2' 6" x 6' 6")	61711	£126.00	-	-
711 x 1981 x 35mm (2' 4" x 6' 6")	61762	£126.00	-	-
686 x 1981 x 35mm (2' 3" x 6' 6")	61716	£126.00	-	-
610 x 1981 x 35mm (2' 0" x 6' 6")	61717	£126.00	-	-
533 x 1981 x 35mm (1' 9" x 6' 6")	61718	£126.00	-	-
457 x 1981 x 35mm (1' 6" x 6' 6")	61719	£126.00	-	-
926 x 2040 x 40mm Standard Metric	61729	£143.00	-	-
826 x 2040 x 40mm Standard Metric	61738	£132.00	-	-
726 x 2040 x 40mm Standard Metric	61737	£126.00	-	-
626 x 2040 x 40mm Standard Metric	61736	£126.00	-	-
526 x 2040 x 40mm Standard Metric	61735	£126.00	-	-
426 x 2040 x 40mm Standard Metric	61734	£126.00	-	-
864 x 1981 x 35mm (2' 10" x 6' 6")	-	-	71177	£95.00
838 x 1981 x 35mm (2' 9" x 6' 6")	-	-	71114	£90.00
813 x 2032 x 35mm (2' 8" x 6' 8")	-	-	71139	£90.00
762 x 1981 x 35mm (2' 6" x 6' 6")	-	-	71111	£85.00
711 x 1981 x 35mm (2' 4" x 6' 6")	-	-	71115	£85.00
686 x 1981 x 35mm (2' 3" x 6' 6")	-	-	71116	£85.00
610 x 1981 x 35mm (2' 0" x 6' 6")	-	-	71117	£85.00
533 x 1981 x 35mm (1' 9" x 6' 6")	-	-	71118	£85.00
457 x 1981 x 35mm (1' 6" x 6' 6")	-	-	71119	£85.00
926 x 2040 x 40mm Standard Metric	-	-	71129	£95.00
826 x 2040 x 40mm Standard Metric	-	-	71138	£90.00
726 x 2040 x 40mm Standard Metric	-	-	71137	£85.00
626 x 2040 x 40mm Standard Metric	-	-	71136	£85.00
526 x 2040 x 40mm Standard Metric	-	-	71135	£85.00
426 x 2040 x 40mm Standard Metric	-	-	71134	£85.00
914 x 1981 x 44mm (3' 0" x 6' 6")	61878	£148.00	71278	£125.00
864 x 1981 x 44mm (2' 10" x 6' 6")	61877	£148.00	71277	£125.00
838 x 1981 x 44mm (2' 9" x 6' 6")	61814	£137.00	71214	£120.00
813 x 2032 x 44mm (2' 8" x 6' 8")	61869	£137.00	71239	£120.00
762 x 1981 x 44mm (2' 6" x 6' 6")	61811	£132.00	71211	£115.00
711 x 1981 x 44mm (2' 4" x 6' 6")	61862	£132.00	71215	£115.00
686 x 1981 x 44mm (2' 3" x 6' 6")	61816	£132.00	71216	£115.00
610 x 1981 x 44mm (2' 0" x 6' 6")	61817	£132.00	71217	£115.00
533 x 1981 x 44mm (1' 9" x 6' 6")	61818	£132.00	71218	£115.00
457 x 1981 x 44mm (1' 6" x 6' 6")	61819	£132.00	71219	£115.00
926 x 2040 x 44mm Standard Metric	61829	£148.00	71229	£125.00
826 x 2040 x 44mm Standard Metric	61838	£137.00	71238	£120.00
726 x 2040 x 44mm Standard Metric	61837	£132.00	71237	£115.00
626 x 2040 x 44mm Standard Metric	61836	£132.00	71236	£115.00
526 x 2040 x 44mm Standard Metric	61835	£132.00	71235	£115.00
426 x 2040 x 44mm Standard Metric	61834	£132.00	71234	£115.00
838 x 1981 x 54mm (2' 9" x 6' 6")	62414	£346.00	71314	£290.00
813 x 2032 x 54mm (2' 8" x 6' 8")	62469	£346.00	71339	£290.00
762 x 1981 x 54mm (2' 6" x 6' 6")	62411	£327.00	71311	£280.00
686 x 1981 x 54mm (2' 3" x 6' 6")	62416	£327.00	71316	£280.00
926 x 2040 x 54mm Standard Metric	62429	£357.00	71329	£300.00
826 x 2040 x 54mm Standard Metric	62438	£346.00	71338	£290.00
726 x 2040 x 54mm Standard Metric	62437	£327.00	71337	£280.00
626 x 2040 x 54mm Standard Metric	62436	£327.00	71336	£280.00



OPTION
EXTRA

Options can be ordered on all doors where suitable.

- Supply and fit standard interior latches or lock.
- Supply and fit intumescent seals to Fire doors.

Please see page 162 for further information.

- Fireshield FD30 fire rated.
- Firemaster FD60 fire rated.





- **VeneerMatch** technology creates engineered real veneers with a consistent grain and colour.
- Supplied with PEFC chain of custody as standard.
- Solid core, 30 & 60 minute fire door options available.
- Durador supplied in a standard core option as standard.
- Glazed fire door options available – see page 44.
- **portfolio** doors offer a subtle level of individuality whilst maintaining uniformity from one door to the next.



simple
Modern
clean

Glazing Styles



For more information about these and many other suitable glazing options for your **portfolio** door please call our sales office.

Innova® White oak veneer



With a solid core as standard and beautifully showcasing real Ash or Oak veneers inlaid with contrasting American Walnut or Bubinga in an on-trend 1 panel design, the Innova range is the premium choice for modern homes and apartment buildings.

- The luxury appearance of our Innova® doors enhances both commercial decor and home living environments.
- Simple hardwood inlays highlight the cross grained rail features and the aesthetic quality of this door.
- Stile and rail effect veneer faced flush doors.
- Inlaid real wood panel designs: Ash inlaid with American Walnut; White oak inlaid with Bubinga.
- Fully face lacquered.
- Timber edge lipped stiles.
- Fire door options available.
- Option Plus and factory servicing is available, see page 162 for details.
- Supplied with PEFC chain of custody as standard.



Innova®
Ash veneer

Innova®
White oak veneer

Standard Door Size	Innova® Ash veneer		Innova® White oak veneer	
	Code	Price	Code	Price
838 x 1981 x 35mm (2' 9" x 6' 6")	93714	£258.00	95314	£258.00
762 x 1981 x 35mm (2' 6" x 6' 6")	93711	£252.00	95311	£252.00
686 x 1981 x 35mm (2' 3" x 6' 6")	93716	£252.00	95316	£252.00
610 x 1981 x 35mm (2' 0" x 6' 6")	93717	£252.00	95317	£252.00
926 x 2040 x 40mm Standard Metric	93729	£272.00	95329	£272.00
826 x 2040 x 40mm Standard Metric	93738	£258.00	95338	£258.00
726 x 2040 x 40mm Standard Metric	93737	£252.00	95337	£252.00
626 x 2040 x 40mm Standard Metric	93736	£252.00	95336	£252.00
838 x 1981 x 44mm (2' 9" x 6' 6")	93814	£283.00	91014	£283.00
762 x 1981 x 44mm (2' 6" x 6' 6")	93811	£281.00	91011	£281.00
686 x 1981 x 44mm (2' 3" x 6' 6")	93816	£281.00	91016	£281.00
610 x 1981 x 44mm (2' 0" x 6' 6")	93817	£281.00	91017	£281.00
926 x 2040 x 44mm Standard Metric	93829	£297.00	91029	£297.00
826 x 2040 x 44mm Standard Metric	93838	£283.00	91038	£283.00
726 x 2040 x 44mm Standard Metric	93837	£281.00	91037	£281.00
626 x 2040 x 44mm Standard Metric	93836	£281.00	91036	£281.00

OPTION PLUS
FACTORY DIRECT

Options can be ordered on all doors where suitable. Please see page 162 for further information.

- Supply and fit intumescent seals to Fire doors. ■ Fireshield FD30 fire rated.



Ash inlaid with American Walnut



White oak inlaid with Bubinga



Interior flush veneer



American white oak veneer
(crown & half crown cut)




Koto veneer


Veneered doors seamlessly combine the look and resilience of real wood doors with a sleek flush design. Grain and colour are beautifully highlighted by a superior lacquer finish and options include the popular White Oak and the distinctive Koto veneers.

- Factory lacquer gives a superior finish.
- Supplied with PEFC chain of custody as standard.
- All veneers are natural products and some variation should be expected.
- Matching veneers are available. Contact the sales office.
- Framed construction Fireshield doors available on all standard flush veneers, see page 169 for more details.
- Wide range of factory glazed fire door designs available, see page 44.
- Option Plus and factory servicing is available, see page 162 for details.
- Other sizes are available. Please contact your distributor for more information.

Standard Door Size	American white oak veneer		Koto veneer	
	Code	Price	Code	Price
864 x 1981 x 35mm (2' 10" x 6' 6")	15377	£129.00	18477	£116.00
838 x 1981 x 35mm (2' 9" x 6' 6")	15314	£117.00	18414	£104.00
813 x 2032 x 35mm (2' 8" x 6' 8")	15339	£117.00	18439	£104.00
762 x 1981 x 35mm (2' 6" x 6' 6")	15311	£115.00	18411	£99.00
711 x 1981 x 35mm (2' 4" x 6' 6")	15315	£115.00	18415	£99.00
686 x 1981 x 35mm (2' 3" x 6' 6")	15316	£115.00	18416	£99.00
610 x 1981 x 35mm (2' 0" x 6' 6")	15317	£115.00	18417	£99.00
533 x 1981 x 35mm (1' 9" x 6' 6")	15318	£115.00	18418	£99.00
457 x 1981 x 35mm (1' 6" x 6' 6")	15319	£115.00	18419	£99.00
926 x 2040 x 40mm Standard Metric	15329	£129.00	18429	£116.00
826 x 2040 x 40mm Standard Metric	15338	£117.00	18438	£104.00
726 x 2040 x 40mm Standard Metric	15337	£115.00	18437	£99.00
626 x 2040 x 40mm Standard Metric	15336	£115.00	18436	£99.00
526 x 2040 x 40mm Standard Metric	15335	£115.00	18435	£99.00
426 x 2040 x 40mm Standard Metric	15334	£115.00	18434	£99.00
864 x 1981 x 35mm (2' 10" x 6' 6")	15408	£143.00	-	-
838 x 1981 x 35mm (2' 9" x 6' 6")	15407	£132.00	-	-
813 x 2032 x 35mm (2' 8" x 6' 8")	15406	£132.00	-	-
762 x 1981 x 35mm (2' 6" x 6' 6")	15405	£126.00	-	-
686 x 1981 x 35mm (2' 3" x 6' 6")	15404	£126.00	-	-
610 x 1981 x 35mm (2' 0" x 6' 6")	15403	£126.00	-	-
533 x 1981 x 35mm (1' 9" x 6' 6")	15402	£126.00	-	-
457 x 1981 x 35mm (1' 6" x 6' 6")	15401	£126.00	-	-
381 x 1981 x 35mm (1' 3" x 6' 6")	15400	£126.00	-	-
914 x 1981 x 44mm (3' 0" x 6' 6")	25378	£148.00	29478	£144.00
864 x 1981 x 44mm (2' 10" x 6' 6")	25377	£148.00	29477	£144.00
838 x 1981 x 44mm (2' 9" x 6' 6")	25314	£137.00	29414	£132.00
813 x 2032 x 44mm (2' 8" x 6' 8")	25369	£137.00	29469	£132.00
762 x 1981 x 44mm (2' 6" x 6' 6")	25311	£132.00	29411	£128.00
711 x 1981 x 44mm (2' 4" x 6' 6")	25362	£132.00	29462	£128.00
686 x 1981 x 44mm (2' 3" x 6' 6")	25316	£132.00	29416	£128.00
610 x 1981 x 44mm (2' 0" x 6' 6")	25363	£132.00	29417	£128.00
533 x 1981 x 44mm (1' 9" x 6' 6")	25318	£132.00	29418	£128.00
457 x 1981 x 44mm (1' 6" x 6' 6")	25319	£132.00	29419	£128.00
926 x 2040 x 44mm Standard Metric	25329	£148.00	29429	£144.00
826 x 2040 x 44mm Standard Metric	25338	£137.00	29438	£132.00
726 x 2040 x 44mm Standard Metric	25337	£132.00	29437	£128.00
626 x 2040 x 44mm Standard Metric	25336	£132.00	29436	£128.00
526 x 2040 x 44mm Standard Metric	25335	£132.00	29435	£128.00
426 x 2040 x 44mm Standard Metric	25334	£132.00	29434	£128.00
864 x 1981 x 44mm (2' 10" x 6' 6")	81514	£168.00	81349	£154.00
838 x 1981 x 44mm (2' 9" x 6' 6")	81513	£156.00	81348	£143.00
813 x 2032 x 44mm (2' 8" x 6' 8")	81511	£156.00	81346	£143.00
762 x 1981 x 44mm (2' 6" x 6' 6")	81510	£150.00	81345	£139.00
711 x 1981 x 44mm (2' 4" x 6' 6")	81508	£150.00	81343	£139.00
686 x 1981 x 44mm (2' 3" x 6' 6")	81507	£150.00	81342	£139.00
610 x 1981 x 44mm (2' 0" x 6' 6")	81505	£150.00	81340	£139.00
533 x 1981 x 44mm (1' 9" x 6' 6")	81504	£150.00	81339	£139.00
457 x 1981 x 44mm (1' 6" x 6' 6")	81502	£150.00	81337	£139.00
926 x 2040 x 44mm Standard Metric	81515	£168.00	81350	£154.00
826 x 2040 x 44mm Standard Metric	81512	£156.00	81347	£143.00
726 x 2040 x 44mm Standard Metric	81509	£150.00	81344	£139.00
626 x 2040 x 44mm Standard Metric	81506	£150.00	81341	£139.00
526 x 2040 x 44mm Standard Metric	81503	£150.00	81338	£139.00
426 x 2040 x 44mm Standard Metric	81501	£150.00	81336	£139.00
838 x 1981 x 54mm (2' 9" x 6' 6")	10914	£346.00	18014	£331.00
813 x 2032 x 54mm (2' 8" x 6' 8")	10939	£346.00	18039	£331.00
762 x 1981 x 54mm (2' 6" x 6' 6")	10911	£327.00	18011	£307.00
686 x 1981 x 54mm (2' 3" x 6' 6")	10916	£327.00	18016	£307.00
926 x 2040 x 54mm Standard Metric	10929	£357.00	18029	£343.00
826 x 2040 x 54mm Standard Metric	10938	£346.00	18038	£331.00
726 x 2040 x 54mm Standard Metric	10937	£327.00	18037	£307.00
626 x 2040 x 54mm Standard Metric	10936	£327.00	18036	£307.00



Koto veneer



American White oak veneer



PEFC - applies to Solid Core and FD30 Fireshield ranges.
FSC® - applies to FD60 Firemaster range.



White oak veneer



PEFC
CHAIN OF CUSTODY
AS STANDARD

16-37-346

OPTION
PLUS

Options can be ordered on all doors where suitable. Please check availability of new products prior to ordering.

• Factory glazing.

• Supply and fit intumescent seals to Fire doors. Please see page 162 for further information.

- Fireshield FD30 fire rated.
- Firemaster FD60 fire rated.

Pair Makers

Code	Description	Price
61569	White primed pair maker	£50.00
61570	Oak pair maker	£65.00

Available for 35mm doors only



Interior flush veneer





North American Maple veneer American Black Walnut veneer Anegre veneer

Standard Door Size	North American Maple veneer		American Black Walnut veneer		Anegre veneer		
	Code	Price	Code	Price	Code	Price	
Standard Core	864 x 1981 x 35mm (2' 9" x 6' 6")	19077	£159.00	12529	£214.00	15177	£121.00
	838 x 1981 x 35mm (2' 9" x 6' 6")	19014	£146.00	12528	£201.00	15114	£109.00
	813 x 2032 x 35mm (2' 8" x 6' 8")	19039	£146.00	12527	£201.00	15139	£109.00
	762 x 1981 x 35mm (2' 6" x 6' 6")	19011	£138.00	12526	£191.00	15111	£107.00
	711 x 1981 x 35mm (2' 4" x 6' 6")	19015	£138.00	12525	£191.00	15115	£107.00
	686 x 1981 x 35mm (2' 3" x 6' 6")	19016	£138.00	12524	£191.00	15116	£107.00
	610 x 1981 x 35mm (2' 0" x 6' 6")	19017	£138.00	12523	£191.00	15117	£107.00
	533 x 1981 x 35mm (1' 9" x 6' 6")	19018	£138.00	12522	£191.00	15118	£107.00
	457 x 1981 x 35mm (1' 6" x 6' 6")	19019	£138.00	12521	£191.00	15119	£107.00
	926 x 2040 x 40mm Standard Metric	19029	£159.00	12535	£214.00	15129	£121.00
	826 x 2040 x 40mm Standard Metric	19038	£146.00	12534	£201.00	15138	£109.00
	726 x 2040 x 40mm Standard Metric	19037	£138.00	12533	£191.00	15137	£107.00
	626 x 2040 x 40mm Standard Metric	19036	£138.00	12532	£191.00	15136	£107.00
	526 x 2040 x 40mm Standard Metric	19035	£138.00	12531	£191.00	15135	£107.00
	426 x 2040 x 40mm Standard Metric	19034	£138.00	12530	£191.00	15134	£107.00
	Fireshield FD30	914 x 1981 x 44mm (3' 0" x 6' 6")	19178	£193.00	12566	£246.00	192878
864 x 1981 x 44mm (2' 10" x 6' 6")		19177	£193.00	12564	£246.00	192877	£146.00
838 x 1981 x 44mm (2' 9" x 6' 6")		19114	£181.00	12563	£233.00	192814	£135.00
813 x 2032 x 44mm (2' 8" x 6' 8")		19139	£181.00	12561	£233.00	192869	£135.00
762 x 1981 x 44mm (2' 6" x 6' 6")		19111	£175.00	12560	£226.00	192811	£130.00
711 x 1981 x 44mm (2' 4" x 6' 6")		19115	£175.00	12558	£226.00	192862	£130.00
686 x 1981 x 44mm (2' 3" x 6' 6")		19116	£175.00	12557	£226.00	192816	£130.00
610 x 1981 x 44mm (2' 0" x 6' 6")		19117	£175.00	12555	£226.00	192817	£130.00
533 x 1981 x 44mm (1' 9" x 6' 6")		19118	£175.00	12554	£226.00	192818	£130.00
457 x 1981 x 44mm (1' 6" x 6' 6")		19119	£175.00	12552	£226.00	192819	£130.00
926 x 2040 x 44mm Standard Metric		19129	£193.00	12565	£246.00	192829	£146.00
826 x 2040 x 44mm Standard Metric		19138	£181.00	12562	£233.00	192838	£135.00
726 x 2040 x 44mm Standard Metric		19137	£175.00	12559	£226.00	192837	£130.00
626 x 2040 x 44mm Standard Metric		19136	£175.00	12556	£226.00	192836	£130.00
526 x 2040 x 44mm Standard Metric		19135	£175.00	12553	£226.00	192835	£130.00
426 x 2040 x 44mm Standard Metric		19134	£175.00	12551	£226.00	192834	£130.00
Fireshield FD30 Framed Construction	864 x 1981 x 44mm (2' 10" x 6' 6")	81384	£221.00	81585	£279.00	81166	£169.00
	838 x 1981 x 44mm (2' 9" x 6' 6")	81383	£210.00	81584	£267.00	81165	£156.00
	813 x 2032 x 44mm (2' 8" x 6' 8")	81381	£210.00	81582	£267.00	81163	£156.00
	762 x 1981 x 44mm (2' 6" x 6' 6")	81380	£203.00	81581	£258.00	81162	£150.00
	711 x 1981 x 44mm (2' 4" x 6' 6")	81378	£203.00	81579	£258.00	81160	£150.00
	686 x 1981 x 44mm (2' 3" x 6' 6")	81377	£203.00	81578	£258.00	81159	£150.00
	610 x 1981 x 44mm (2' 0" x 6' 6")	81375	£203.00	81576	£258.00	81157	£150.00
	533 x 1981 x 44mm (1' 9" x 6' 6")	81374	£203.00	81575	£258.00	81156	£150.00
	457 x 1981 x 44mm (1' 6" x 6' 6")	81372	£203.00	81573	£258.00	81154	£150.00
	926 x 2040 x 44mm Standard Metric	81385	£221.00	81586	£279.00	81167	£169.00
	826 x 2040 x 44mm Standard Metric	81382	£210.00	81583	£267.00	81164	£156.00
	726 x 2040 x 44mm Standard Metric	81379	£203.00	81580	£258.00	81161	£150.00
	626 x 2040 x 44mm Standard Metric	81376	£203.00	81577	£258.00	81158	£150.00
	526 x 2040 x 44mm Standard Metric	81373	£203.00	81574	£258.00	81155	£150.00
	426 x 2040 x 44mm Standard Metric	81371	£203.00	81572	£258.00	81153	£150.00
	Firemaster FD60	838 x 1981 x 54mm (2' 9" x 6' 6")	11614	£390.00	12573	£422.00	17914
813 x 2032 x 54mm (2' 8" x 6' 8")		11639	£390.00	12572	£422.00	17939	£331.00
762 x 1981 x 54mm (2' 6" x 6' 6")		11611	£369.00	12571	£399.00	17911	£307.00
686 x 1981 x 54mm (2' 3" x 6' 6")		11616	£369.00	12570	£399.00	17916	£307.00
926 x 2040 x 54mm Standard Metric		11629	£402.00	12587	£434.00	17929	£343.00
826 x 2040 x 54mm Standard Metric		11638	£390.00	12586	£422.00	17938	£331.00
726 x 2040 x 54mm Standard Metric		11637	£369.00	12585	£399.00	17937	£307.00
626 x 2040 x 54mm Standard Metric		11636	£369.00	12584	£399.00	17936	£307.00

Manufactured in the UK using real veneers, Premdor's veneered door range is not only visually appealing, but provides the look and feel of a real timber door with the steeliness and resistance required. Available at a cost-effective price, fire door and glazed options are also available.

- Natural wood veneer, which can complement many colour schemes.
- The widest range including mobility and fire door options.
- Option Plus and factory servicing is available, see page 162 for details.
- Wide range of factory glazed fire door designs available, see page 44.
- All veneers are natural products and some variation should be expected.
- Matching veneers are available. Contact the sales office.
- Framed construction Fireshield doors now available, See page 169 for details.
- Supplied with PEFC chain of custody as standard.



PEFC - applies to Solid Core and FD30 Fireshield ranges.
FSC® - applies to FD60 Firemaster range.





OPTION
FACTORY SUPPORT PLUS

Options can be ordered on all doors where suitable. Please check availability of new products prior to ordering.

- Factory glazing.
- Supply and fit intumescent seals to Fire doors.

Please see page 162 for further information.

- Fireshield FD30 fire rated.
- Firemaster FD60 fire rated.



PEFC
CHAIN OF CUSTODY
AS STANDARD

Interior flush veneer



European Ash veneer (crown & half crown cut)

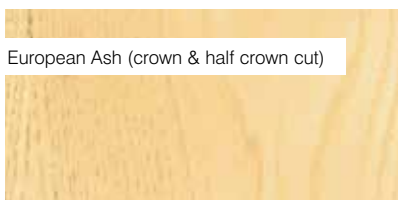
Sapele veneer

Steamed Beech veneer

Incorporating fuss-free, flawless faces, brilliantly highlighting each door's unique grain pattern and shade, Premdor's veneered doors perfectly complement timber themes and interiors. Doors are factory lacquered and veneered from edge to edge, providing a sleek, elegant look.

- Select from a wide range of veneer options, to complement all types of project.
- Option Plus and factory servicing is available, see page 162 for details.
- All veneers are natural products and some variation should be expected.
- Wide range of factory glazed fire door designs available, see page 44.
- Matching veneers are available. Contact the sales office.
- Framed construction Fireshield doors now available, see page 169 for more details.
- Supplied with PEFC chain of custody as standard.

Standard Door Size	European Ash veneer		Sapele veneer		Steamed Beech veneer	
	Code	Price	Code	Price	Code	Price
864 x 1981 x 35mm (2' 10" x 6' 6")	17077	£129.00	18177	£102.00	10777	£134.00
838 x 1981 x 35mm (2' 9" x 6' 6")	17014	£117.00	18114	£91.00	10714	£121.00
813 x 2032 x 35mm (2' 8" x 6' 8")	17039	£117.00	18139	£91.00	10739	£121.00
762 x 1981 x 35mm (2' 6" x 6' 6")	17011	£115.00	18111	£86.00	10711	£118.00
711 x 1981 x 35mm (2' 4" x 6' 6")	17015	£115.00	18115	£86.00	10715	£118.00
686 x 1981 x 35mm (2' 3" x 6' 6")	17016	£115.00	18116	£86.00	10716	£118.00
610 x 1981 x 35mm (2' 0" x 6' 6")	17017	£115.00	18117	£86.00	10717	£118.00
533 x 1981 x 35mm (1' 9" x 6' 6")	17018	£115.00	18118	£86.00	10718	£118.00
457 x 1981 x 35mm (1' 6" x 6' 6")	17019	£115.00	18119	£86.00	10719	£118.00
381 x 1981 x 35mm (1' 3" x 6' 6")	-	-	18120	£86.00	-	-
926 x 2040 x 40mm Standard Metric	17029	£129.00	18129	£102.00	10729	£134.00
826 x 2040 x 40mm Standard Metric	17038	£117.00	18138	£91.00	10738	£121.00
726 x 2040 x 40mm Standard Metric	17037	£115.00	18137	£86.00	10737	£118.00
626 x 2040 x 40mm Standard Metric	17036	£115.00	18136	£86.00	10736	£118.00
526 x 2040 x 40mm Standard Metric	17035	£115.00	18135	£86.00	10735	£118.00
426 x 2040 x 40mm Standard Metric	17034	£115.00	18134	£86.00	10734	£118.00
914 x 1981 x 44mm (3' 0" x 6' 6")	27078	£152.00	29178	£139.00	10878	£158.00
864 x 1981 x 44mm (2' 10" x 6' 6")	27077	£152.00	29177	£139.00	10877	£158.00
838 x 1981 x 44mm (2' 9" x 6' 6")	27014	£140.00	29114	£126.00	10866	£145.00
813 x 2032 x 44mm (2' 8" x 6' 8")	27069	£140.00	29139	£126.00	10865	£145.00
762 x 1981 x 44mm (2' 6" x 6' 6")	27011	£135.00	29111	£126.00	10864	£141.00
711 x 1981 x 44mm (2' 4" x 6' 6")	27062	£135.00	29115	£126.00	10815	£141.00
686 x 1981 x 44mm (2' 3" x 6' 6")	27016	£135.00	29116	£126.00	10867	£141.00
610 x 1981 x 44mm (2' 0" x 6' 6")	27017	£135.00	29117	£126.00	10863	£141.00
533 x 1981 x 44mm (1' 9" x 6' 6")	27018	£135.00	29118	£126.00	10818	£141.00
457 x 1981 x 44mm (1' 6" x 6' 6")	27019	£135.00	29119	£139.00	10819	£141.00
926 x 2040 x 44mm Standard Metric	27029	£152.00	29129	£126.00	10829	£158.00
826 x 2040 x 44mm Standard Metric	27038	£140.00	29138	£126.00	10838	£145.00
726 x 2040 x 44mm Standard Metric	27037	£135.00	29137	£126.00	10837	£141.00
626 x 2040 x 44mm Standard Metric	27036	£135.00	29136	£126.00	10836	£141.00
526 x 2040 x 44mm Standard Metric	27035	£135.00	29135	£126.00	10835	£141.00
426 x 2040 x 44mm Standard Metric	27034	£135.00	29134	£126.00	10834	£141.00
807 x 2000 x 44mm Standard Metric	-	-	29148	£126.00	-	-
864 x 1981 x 44mm (2' 10" x 6' 6")	81314	£169.00	81550	£167.00	81466	£171.00
838 x 1981 x 44mm (2' 9" x 6' 6")	81313	£158.00	81549	£155.00	81465	£160.00
813 x 2032 x 44mm (2' 8" x 6' 8")	81311	£158.00	81547	£155.00	81463	£160.00
762 x 1981 x 44mm (2' 6" x 6' 6")	81310	£151.00	81546	£151.00	81462	£154.00
711 x 1981 x 44mm (2' 4" x 6' 6")	81308	£151.00	81544	£151.00	81460	£154.00
686 x 1981 x 44mm (2' 3" x 6' 6")	81307	£151.00	81543	£151.00	81459	£154.00
610 x 1981 x 44mm (2' 0" x 6' 6")	81305	£151.00	81541	£151.00	81457	£154.00
533 x 1981 x 44mm (1' 9" x 6' 6")	81304	£151.00	81540	£151.00	81456	£154.00
457 x 1981 x 44mm (1' 6" x 6' 6")	81302	£151.00	81538	£151.00	81454	£154.00
926 x 2040 x 44mm Standard Metric	81315	£169.00	81551	£167.00	81467	£171.00
826 x 2040 x 44mm Standard Metric	81312	£158.00	81548	£155.00	81464	£160.00
726 x 2040 x 44mm Standard Metric	81309	£151.00	81545	£151.00	81461	£154.00
626 x 2040 x 44mm Standard Metric	81306	£151.00	81542	£151.00	81458	£154.00
526 x 2040 x 44mm Standard Metric	81303	£151.00	81539	£151.00	81455	£154.00
426 x 2040 x 44mm Standard Metric	81301	£151.00	81537	£151.00	81453	£154.00
838 x 1981 x 54mm (2' 9" x 6' 6")	15814	£346.00	26414	£331.00	18914	£351.00
813 x 2032 x 54mm (2' 8" x 6' 8")	15839	£346.00	26439	£331.00	18939	£351.00
762 x 1981 x 54mm (2' 6" x 6' 6")	15811	£327.00	26411	£307.00	18911	£329.00
686 x 1981 x 54mm (2' 3" x 6' 6")	15816	£327.00	26416	£307.00	18916	£329.00
926 x 2040 x 54mm Standard Metric	15829	£357.00	26429	£343.00	18929	£362.00
826 x 2040 x 54mm Standard Metric	15838	£346.00	26438	£331.00	18938	£351.00
726 x 2040 x 54mm Standard Metric	15837	£327.00	26437	£307.00	18937	£329.00
626 x 2040 x 54mm Standard Metric	15836	£327.00	26436	£307.00	18936	£329.00



European Ash (crown & half crown cut)



Sapele



Steamed Beech



PEFC - applies to Solid Core and FD30 Fireshield ranges.
FSC® - applies to FD60 Firemaster range.





OPTION
FACTORY DIRECT PLUS

Options can be ordered on all doors where suitable.
Please check availability of new products prior to ordering.

- Factory glazing.
- Supply and fit intumescent seals to Fire doors.


Please see page 162 for further information.

- Fireshield FD30 fire rated.
- Firemaster FD60 fire rated.



PEFC
CHAIN OF CUSTODY
AS STANDARD

Interior white laminate



Perfect for the busy family home or high-traffic public areas, Premdor's range of stocked white laminate doors is robust, durable and resistant to impact, scratches and impact. With a sleek, white surface finish, the White Laminate range is not only easy to clean, but is also a stylish alternative for modern-day interiors.

- Solid core construction as standard on 35mm doors.
- Framed construction FD30 fire door options available.
- High quality Polyrey laminate (ref. B070 Blanc Megeve) throughout the range.
- Manufactured with over laminated 6mm oak effect hardwood lippings to the two long edges.
- Option Plus and factory servicing is available, see page 162 for details.
- Pair maker available allowing for the creation of a door pair with any 35mm internal door.
- Supplied with PEFC chain of custody as standard.

Construction



	Standard Door Size	White Laminate	
		Code	Price
Solid Core	864 x 1981 x 35mm (2' 10" x 6' 6")	71077	£200.00
	838 x 1981 x 35mm (2' 9" x 6' 6")	71014	£195.00
	813 x 2032 x 35mm (2' 8" x 6' 6")	71039	£195.00
	762 x 1981 x 35mm (2' 6" x 6' 6")	71011	£190.00
	686 x 1981 x 35mm (2' 3" x 6' 6")	71016	£190.00
	610 x 1981 x 35mm (2' 0" x 6' 6")	71017	£190.00
Firesield FD30	864 x 1981 x 44mm (2' 10" x 6' 6")	70977	£220.00
	838 x 1981 x 44mm (2' 9" x 6' 6")	70914	£215.00
	813 x 2032 x 44mm (2' 8" x 6' 8")	70939	£215.00
	762 x 1981 x 44mm (2' 6" x 6' 6")	70911	£210.00
	686 x 1981 x 44mm (2' 3" x 6' 6")	70916	£210.00
	610 x 1981 x 44mm (2' 0" x 6' 6")	70917	£210.00

- 1 Protective overlay for printed doors.
- 2 Decorative paper impregnated with melamine resin.
- 3 Layers of kraft impregnated with phenolic resin.



Pair Makers

Code	Description	Price
61569	White primed pair maker	£50.00
61570	Oak pair maker	£65.00

Available for 35mm doors only



Options can be ordered on all doors where suitable.

- Factory glazing.
- Non standard sizes

OPTION Plus

- Supply and fit intumescent seals to Fire doors. Please see page 162 for further information.

■ Firesield FD30 fire rated.



Interior high pressure laminate (HPL)

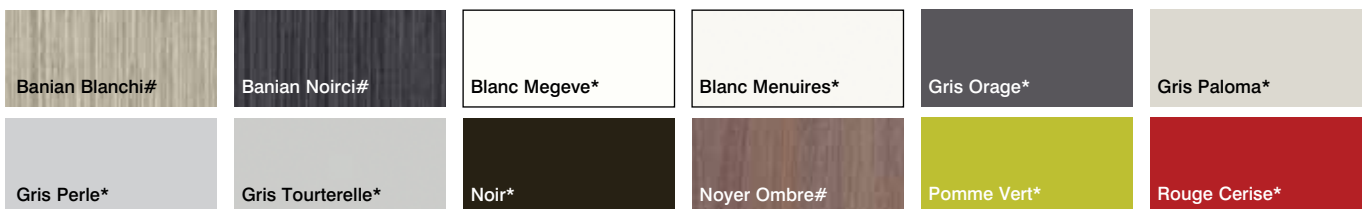
Premdor's full high pressure laminate door range combines superior durability and strength with excellent impact and scratch resistance – perfect for busy environments, such as hotels, communal areas and offices. Manufactured on a made to order basis with a solid core as standard, doors are available as singles or pairs, with or without apertures. Framed 30 and 60-minute fire doors are also available.

Why use HPL:

- Excellent impact and scratch resistance.
- Superior durability and strength.
- Exceptional reproduction qualities, especially for woodgrain effects, creating an appearance that is close to perfection.
- Functional and hygienic in everyday use.



Available in 80 standard colours with additional options available on request, below is a selection of the most popular finishes. Other Polyrey and Formica decors are available upon request.



* - Supplied with oak effect lippings # - Supplied with walnut effect lippings



Gris Perle



Palmier Brun Horizontal



Bleu Flash



Capucine



Chene De Macedoine



Crack resistant



Impact resistant



Abrasion resistant



Moisture resistant



Colour fastness under artificial light



Scratch resistant



Heat resistant



Ease of maintenance



Resistant to cigarette burns



Resistant to chemicals

Interior flush foil plus



Oak foil plus



Walnut foil plus

Doors within Premdor's Foil Plus range comprise of an enhanced solid core construction concealed by a state of the art, realistic 3D wood grain reprographic. Ensuring optimal strength and robustness, the Foil Plus range also harbours unique noise reduction properties.

- Premium grade foils provide enhanced appearance when compared with standard foil doors.
- An authentic natural grain appearance to complement timber or laminate flooring.
- Oak or Walnut options are fully matched, with ensured colour consistency and grained appearance.
- Vertical door edges have solid lippings.
- Full range available from stock.
- Supplied with PEFC chain of custody as standard.

	Standard Door Size	Oak foil plus		Walnut foil plus	
		Code	Price	Code	Price
Solid Core	864 x 1981 x 35mm (2' 10" x 6' 6")	61007	£137.00	61057	£163.00
	838 x 1981 x 35mm (2' 9" x 6' 6")	61006	£129.00	61056	£154.00
	813 x 2032 x 35mm (2' 8" x 6' 8")	61005	£129.00	61055	£154.00
	762 x 1981 x 35mm (2' 6" x 6' 6")	61004	£122.00	61054	£148.00
	686 x 1981 x 35mm (2' 3" x 6' 6")	61003	£122.00	61053	£148.00
	610 x 1981 x 35mm (2' 0" x 6' 6")	61002	£122.00	61052	£148.00
	533 x 1981 x 35mm (1' 9" x 6' 6")	61001	£122.00	61051	£148.00
	457 x 1981 x 35mm (1' 6" x 6' 6")	61000	£122.00	61050	£148.00
	926 x 2040 x 40mm Standard Metric	61023	£137.00	61074	£163.00
	826 x 2040 x 40mm Standard Metric	61022	£129.00	61073	£154.00
	726 x 2040 x 40mm Standard Metric	61021	£122.00	61072	£148.00
	626 x 2040 x 40mm Standard Metric	61020	£122.00	61071	£148.00
Firesield FD30	864 x 1981 x 44mm (2' 10" x 6' 6")	61085	£151.00	61106	£180.00
	838 x 1981 x 44mm (2' 9" x 6' 6")	61084	£141.00	61105	£170.00
	813 x 2032 x 44mm (2' 8" x 6' 8")	61083	£141.00	61104	£170.00
	762 x 1981 x 44mm (2' 6" x 6' 6")	61082	£139.00	61103	£168.00
	686 x 1981 x 44mm (2' 3" x 6' 6")	61081	£139.00	61102	£168.00
	610 x 1981 x 44mm (2' 0" x 6' 6")	61080	£139.00	61101	£168.00
	926 x 2040 x 44mm Standard Metric	61093	£151.00	61123	£180.00
	826 x 2040 x 44mm Standard Metric	61092	£141.00	61122	£170.00
	726 x 2040 x 44mm Standard Metric	61091	£139.00	61121	£168.00
	626 x 2040 x 44mm Standard Metric	61090	£139.00	61120	£168.00



Oak foil plus

FOIL PLUS
PREMIUM DOORS



OPTION PLUS
FACTORY DIFFERENTIAL

Options can be ordered on all doors where suitable.
• Factory glazing.

• Supply and fit intumescent seals to Fire doors. Please see page 162 for further information.
■ Firesield FD30 fire rated.



Interior flush foil



When a consistent door to door appearance is required, but cost is also a consideration, Premdor's Foil door range is just the answer. Available in Ash, Beech and Oak options, door faces are fully-finished, resulting in a surface that is also easy to clean – perfect for domestic end-uses.

- Foil doors offer clean lines and a modern wood grain appearance.
- Doors are consistent in colour and shade, with easily matched, non fade faces to co-ordinate with flooring and furnishings.
- Clear glass toughened to BS EN 12600.
- Chrome glazing bar creates full light designs.
- Wide range of factory glazed fire door designs available, see page 44.
- Option Plus and factory servicing is available, see page 162 for details.
- Full range available from stock.
- Supplied with PEFC chain of custody as standard.

Standard Door Size	Ash foil		Beech foil		Oak foil		
	Code	Price	Code	Price	Code	Price	
Standard Core	864 x 1981 x 35mm (2' 10" x 6' 6")	50851	£95.00	50861	£95.00	50871	£95.00
	838 x 1981 x 35mm (2' 9" x 6' 6")	50852	£85.00	50862	£85.00	50872	£85.00
	762 x 1981 x 35mm (2' 6" x 6' 6")	50853	£84.00	50863	£84.00	50873	£84.00
	686 x 1981 x 35mm (2' 3" x 6' 6")	50854	£84.00	50864	£84.00	50874	£84.00
	610 x 1981 x 35mm (2' 0" x 6' 6")	50855	£84.00	50865	£84.00	50875	£84.00
	533 x 1981 x 35mm (1' 9" x 6' 6")	50893	£84.00	50895	£84.00	50897	£84.00
	457 x 1981 x 35mm (1' 6" x 6' 6")	50894	£84.00	50896	£84.00	50898	£84.00
	926 x 2040 x 40mm Standard Metric	51051	£95.00	51061	£95.00	51071	£95.00
	826 x 2040 x 40mm Standard Metric	51052	£85.00	51062	£85.00	51072	£85.00
	726 x 2040 x 40mm Standard Metric	51053	£84.00	51063	£84.00	51073	£84.00
	626 x 2040 x 40mm Standard Metric	51054	£84.00	51064	£84.00	51074	£84.00
	526 x 2040 x 40mm Standard Metric	51055	£84.00	51065	£84.00	51075	£84.00
Fireshield FD30	864 x 1981 x 44mm (2' 10" x 6' 6")	50856	£136.00	50866	£136.00	50876	£136.00
	838 x 1981 x 44mm (2' 9" x 6' 6")	50857	£128.00	50867	£128.00	50877	£128.00
	762 x 1981 x 44mm (2' 6" x 6' 6")	50858	£123.00	50868	£123.00	50878	£123.00
	686 x 1981 x 44mm (2' 3" x 6' 6")	50859	£123.00	50869	£123.00	50879	£123.00
	610 x 1981 x 44mm (2' 0" x 6' 6")	50860	£123.00	50870	£123.00	50880	£123.00
	926 x 2040 x 44mm Standard Metric	51056	£136.00	51066	£136.00	51076	£136.00
	826 x 2040 x 44mm Standard Metric	51057	£128.00	51067	£128.00	51077	£128.00
	726 x 2040 x 44mm Standard Metric	51058	£123.00	51068	£123.00	51078	£123.00
	626 x 2040 x 44mm Standard Metric	51059	£123.00	51069	£123.00	51079	£123.00
	526 x 2040 x 44mm Standard Metric	51050	£123.00	51099	£123.00	51100	£123.00

Standard Door Size	Ash foil full light glazed		Beech foil full light glazed		Oak foil full light glazed	
	Code	Price	Code	Price	Code	Price
838 x 1981 x 35mm (2' 9" x 6' 6")	69613	£342.00	69617	£342.00	69621	£342.00
762 x 1981 x 35mm (2' 6" x 6' 6")	69612	£329.00	69616	£329.00	69620	£329.00



OPTION 5
FACTORY GLAZING

Options can be ordered on all doors where suitable.

- Supply and fit intumescent seals to Fire doors. Please see page 162 for further information.
- Factory glazing.
- Fireshield FD30 fire rated.

Interior flush glazed doors & fire doors

A number of different apertured and glazed fire door options are available on all flush styles featured on pages 10 to 43. With many different designs available, including popular options from stock, appropriate styles adhere to both Part B and M of the Building Regulations.

- Glass is either fire rated clear wired glass, or clear glass.
- Popular options now available with wired and unwired glass.
- For non-stocked designs, price and availability on application. For most popular styles and types use price table at bottom of page.
- 19G, 20G, 25G and 29G are not available in the Firemaster range.



Style Code	Aperture Dimensions	Top Margin	Side Margin	35mm NFR Clear	FD30 Wired Glazed	FD30 Clear Glazed	FD30 Obscure Glazed
				Price*	Price*	Price*	Price*
1G±	450 x 450mm	127mm	±	-	£155.00	£200.00	£260.00
3G	150 x 700mm	127mm	127mm	-	£140.00	£155.00	£210.00
7G	150 x 914mm	127mm	127mm	-	£150.00	£175.00	£215.00
8G§	508 x 914mm	127mm	±	-	£230.00	£340.00	£540.00
10G†	245 x 245mm x 5no	127mm	±	-	£252.00	£310.00	£875.00
16G	150 x 775mm top 700mm bottom	127mm	127mm	-	£195.00	£240.00	£400.00
18G	150 x 1150mm	406mm	127mm	-	£170.00	£200.00	£280.00
19G	400 x 1654mm ¹	127mm	±	-	£360.00	£505.00	-
19G	508 x 1654mm ²	127mm	±	-	£400.00	£550.00	-
20G	150 x 1440mm	127mm	127mm	-	£185.00	£230.00	£295.00
21G	150 x 775mm top 150 x 450mm bottom	127mm	127mm	-	£215.00	£230.00	-
22G*	245 x 245mm x 4no	#	±	£185.00	£215.00	£275.00	£375.00
23G*	200 x 400mm x 3no	#	±	£190.00	£235.00	£270.00	£370.00
24G*	400 x 200mm x 3no	#	±	£190.00	£235.00	£270.00	£370.00
25G*	150 x 1440mm	#	127mm	£170.00	£200.00	£250.00	£340.00
26G*	245 x 245mm x 4no	#	127mm	£185.00	£215.00	£280.00	£375.00
27G*	200 x 300mm x 4no	#	127mm	£215.00	£240.00	£280.00	£380.00
28G*	200 x 400mm x 3no	#	127mm	£190.00	£235.00	£270.00	£370.00
29G*	150 x 1440mm	#	±	£170.00	£200.00	£250.00	£340.00
50R¥*	500 x 300 x 4no	#	127mm	£270.00	-	-	-

*Add price of glazing to price of required door.

¥ 50R design recommended for domestic use only.

* Available for Portfolio range only.

Popular Sizes are available from stock

Standard Door Size	Ash Veneer 16G		Ash Veneer 18G		White Oak Veneer 16G		White Oak Veneer 18G		
	Code	Price	Code	Price	Code	Price	Code	Price	
Wired Fireshield FD30	838 x 1981 x 44mm (2' 9" x 6' 6")	£27002	£334.00	£27006	£307.00	£25302	£331.00	£25306	£304.00
	762 x 1981 x 44mm (2' 6" x 6' 6")	£27001	£329.00	£27005	£302.00	£25301	£326.00	£25305	£299.00
	926 x 2040 x 44mm Standard Metric	£27003	£346.00	£27007	£319.00	£25303	£342.00	£25307	£315.00
	826 x 2040 x 44mm Standard Metric	£27004	£334.00	£27008	£307.00	£25304	£331.00	£25308	£304.00
Unwired Fireshield FD30	838 x 1981 x 44mm (2' 9" x 6' 6")	£26991	£381.00	£26995	£341.00	£25291	£378.00	£25295	£338.00
	762 x 1981 x 44mm (2' 6" x 6' 6")	£26990	£376.00	£26994	£336.00	£25290	£373.00	£25294	£333.00
	926 x 2040 x 44mm Standard Metric	£26993	£393.00	£26997	£353.00	£25293	£389.00	£25297	£349.00
	826 x 2040 x 44mm Standard Metric	£26992	£381.00	£26996	£341.00	£25292	£378.00	£25296	£338.00

OPTION PLUS
EXTRA FITTINGS

Options can be ordered on all doors where suitable.

Please check availability of new products prior to ordering.

- Non standard sizes

• Supply and fit intumescent seals to Fire doors. Please see page 162 for further information.

- Fireshield FD30 fire rated.
- Firemaster FD60 fire rated.
- ± Side margin variable according to door width.

Top margin variable depending on the height of the door.

§ Not available in doors less than 762mm wide.

¹ 610-696mm widths.

² 726-926mm widths.



4 Easy Steps To Select, Price And Order Your Door

- 1 Choose Veneer & Door Size**
Select your choice of veneer and door size from pages 10-43.
- 2 Locate fire door code and price**
Using your chosen door size and veneer type select the product code and price from the tables on pages 10-43.
E.g. Oak Veneer, 762x1981x44mm FD30 - Code 25311 £132.
- 3 Choose glazing design option**
Select a glazing option from the designs shown above, e.g. 16G
- 4 Choose glass type and calculate price**
From the table above, choose the type of glass required, find the corresponding price and add to the price of the door.
E.g. 16G FD30 Wired Glass = £194 plus £132 (cost of door) = £326 in total.

The BWF-CERTIFIRE Fire Door Scheme was established to improve the standard of fire doors across the supply chain. The Scheme is operated and managed by the British Woodworking Federation (BWF).

Fire doors purchased from manufacturers who are members of the scheme means:

- Products will fulfil the demand for certified fire doors
- All Fire doors are part of the market leading 3rd party accreditation scheme



Why choose products with third party accreditation?

Manufacturers often make claims that their products are tested and achieve a certain performance level. But did the products pass that test? And if so, then how do they prove it?

It is important for a manufacturer to demonstrate that the products they make are consistently 'fit for purpose' and that passing the fire test wasn't a one-off event.

Third-party certification tests and verifies a fire door's design, performance, manufacturing process and quality assurance from manufacture to the point of installation.

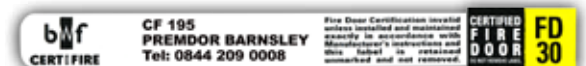
The company is independently audited to ensure that all manufacturing processes and manufacturing control systems are in place to ensure consistent performance with the product that was fire tested.

The product is subjected to regular scrutiny, with frequent testing taking place on standard products to ensure that passing the test wasn't just a once-only event.

Make sure your fire doors are safe and you fulfil your responsibilities by only using third-party certificated and accredited fire doors and compatible components.

All Premdor Moulded, Veneer, Foil, Laminate and Paintgrade internal fire doors are all BWF-Certifire accredited.

Look out for **BWF-CERTIFIRE** on all certfire doors



The BWF-CERTIFIRE Fire Door and Doorset Scheme, established by the fire door manufacturing industry, aims to promote the importance of using third party certificated fire doors as vital component of any passive fire plan. The Scheme offers clear and simple methods of tracing a fire door back through all stages of manufacture to ensure the quality of manufacture and maintain the certification. It also acts to bring together fire door manufacturers, their suppliers, door converters,

merchants and installers to work in an alliance across the supply chain.

The whole purpose of the Scheme is to give confidence in the quality and performance of fire doors to specifiers, enforcement authorities, building owners and occupiers.

The Scheme's certification partner audits, tests and verifies a fire door's design, performance, manufacturing process and the associated procedures, quality assurance,

and the audit trail from manufacture to installation.

Resources and information:

For a host of invaluable information and resources about fire doors visit www.bwfcertifire.org.uk

- Useful information includes:**
- Fact Cards**
 - 'How to' Guides & Directories**
 - Videos & Training**
 - New Best Practice Guide**



Interior timber doors



P48
4 panel



P50
2 light glazed



P52
Wiltshire



P52
Wiltshire glazed



P54
Shaker



P54
Shaker glazed



P56
1930's shaker




P56
1930's shaker
obscure glazed



P56
1930's shaker
clear glazed



P58
Croft solid



P58
Croft solid
glazed



P58
Croft solid
3/4 light glazed



P60
Milano solid



P60
Milano solid
glazed



P62
Nice solid



P62
Nice solid
glazed



P64
Ladder



P64
Ladder
glazed



P66
Clear pine
Victorian 4 panel



P66
Clear pine
Colonial 6 panel



P66
Clear pine
Country



P66
Clear pine Country
etched half light
glazed



P66
Clear pine Victorian
2 light frosted
glazed



P66
Clear pine bevelled
8 light clear
glazed

Traditional Oak

The traditional oak selection has all the majestic properties expected of oak doors.

All doors exploit raised and fielded panels to add stunning definition, in an array of designs.

Available unfinished and pre-finished with a high-performance three-coat system, FD30 fire doors and glazed options complete this range.

Shaker

Available in an on-trend 1930's design or a conventional 4 panel option, the shaker oak range perfectly complements both modern and traditional interiors. Incorporating three enlightening glazed options, the range includes FD30 fire doors. All shaker oak doors are supplied unfinished for staining or painting to the desired colour.

Contemporary oak

Premdor's contemporary oak range now includes an expanded range of new styles and sizes, including fire door options, mesmerising glazed doors and a new, stylish Ladder design. Faced with real oak veneers and incorporating a robust solid core, doors within this range are available either unfinished or pre-finished.

Clear Pine

Supplied unfinished ready for onsite decoration, pine doors are manufactured using dowel and glued construction from clear pine and over-veneered solid timber components.

Glazing is factory fitted.

General product specification guidance for this range can be referred to on page 164.



For matching door furniture
See Pages
96-99

Interior 4 panel oak



4 panel

Discover oak in all its glory with this superb 4 panel door. Encompassing four majestic raised and fielded panels to create extra dimension, choices include 30 minute fire door and fully-finished options in an expanded range of sizes.

- Dowel joint construction ensures maximum strength between the stiles and rails.
- Design incorporates real American White Oak veneers.
- Available unfinished or pre-finished with a 3-part polyurethane coating for lasting protection.
- PEFC chain of custody.
- Full range available from stock.

Standard Door Size		4 panel	
		Code	Price
Solid Core	838 x 1981 x 35mm (2' 9" x 6' 6")	82106	£190.00
	813 x 2032 x 35mm (2' 8" x 6' 8")	82107	£190.00
	762 x 1981 x 35mm (2' 6" x 6' 6")	82105	£190.00
	711 x 1981 x 35mm (2' 4" x 6' 6")	82104	£190.00
	686 x 1981 x 35mm (2' 3" x 6' 6")	82103	£190.00
	610 x 1981 x 35mm (2' 0" x 6' 6")	82102	£190.00
	533 x 1981 x 35mm (1' 9" x 6' 6")	82101	£190.00
	457 x 1981 x 35mm (1' 6" x 6' 6")	82100	£190.00
	826 x 2040 x 40mm Standard metric	82110	£215.00
	726 x 2040 x 40mm Standard metric	82109	£215.00
626 x 2040 x 40mm Standard metric	82108	£215.00	
Solid Core Fully Finished	838 x 1981 x 35mm (2' 9" x 6' 6")	82120	£275.00
	762 x 1981 x 35mm (2' 6" x 6' 6")	82119	£275.00
	686 x 1981 x 35mm (2' 3" x 6' 6")	82118	£275.00
	610 x 1981 x 35mm (2' 0" x 6' 6")	82117	£275.00
	826 x 2040 x 40mm Standard Metric	82122	£300.00
	726 x 2040 x 40mm Standard Metric	82121	£300.00
Fireshield FD30	838 x 1981 x 44mm (2' 9" x 6' 6")	82114	£345.00
	762 x 1981 x 44mm (2' 6" x 6' 6")	82113	£345.00
	686 x 1981 x 44mm (2' 3" x 6' 6")	82112	£345.00
	610 x 1981 x 44mm (2' 0" x 6' 6")	82111	£345.00
	926 x 2040 x 44mm Standard Metric	82025	£400.00
	826 x 2040 x 44mm Standard Metric	82116	£375.00
726 x 2040 x 44mm Standard Metric	82115	£375.00	
Fireshield FD30 Fully Finished	838 x 1981 x 44mm (2' 9" x 6' 6")	82125	£430.00
	762 x 1981 x 44mm (2' 6" x 6' 6")	82124	£430.00
	686 x 1981 x 44mm (2' 3" x 6' 6")	82123	£430.00
	826 x 2040 x 44mm Standard Metric	82127	£460.00
	726 x 2040 x 44mm Standard Metric	82126	£460.00



Veneer detail



Panel detail



Fireshield FD30 fire rated.





Interior 2 light clear glazed oak



2 light clear glazed

Allow natural light to shine through and brighten up the gloomier areas of your home by choosing the dazzling 2 light clear glazed. Available unfinished or pre-finished with a long-lasting coating, this door instantly up-lifts any room.

- Dowel joint construction ensures maximum strength between the stiles and rails.
- Design incorporates real American White Oak veneers.
- Available unfinished or pre-finished with a 3-part polyurethane coating for lasting protection.
- Includes two single panes of 4mm thick clear toughened glass.
- Raised and fielded panels provide depth and definition.
- PEFC chain of custody.

Standard Door Size		2 light clear glazed	
		Code	Price
Solid Core	838 x 1981 x 35mm (2' 9" x 6' 6")	82219	£215.00
	813 x 2032 x 35mm (2' 8" x 6' 8")	82220	£215.00
	762 x 1981 x 35mm (2' 6" x 6' 6")	82218	£215.00
	686 x 1981 x 35mm (2' 3" x 6' 6")	82217	£215.00
	826 x 2040 x 40mm Standard metric	82222	£245.00
	726 x 2040 x 40mm Standard metric	82221	£245.00
Solid Core Fully Finished	838 x 1981 x 35mm (2' 9" x 6' 6")	82225	£430.00
	762 x 1981 x 35mm (2' 6" x 6' 6")	82224	£430.00
	686 x 1981 x 35mm (2' 3" x 6' 6")	82223	£430.00
	826 x 2040 x 40mm Standard Metric	82227	£460.00
	726 x 2040 x 40mm Standard Metric	82226	£460.00



Clear glazing detail



Panel detail



2 light clear glazed



Interior Wiltshire oak



Wiltshire



Wiltshire
clear glazed

Bring a little personality to your home with the astounding Wiltshire door – guaranteed to add flair and personality to the home. Authentic wood veneers and two vertical raised lines combine to create a unique design.

- Dowel joint construction ensures maximum strength between the stiles and rails.
- Design incorporates real American White Oak veneers.
- FD30 fire door option available.
- Available unfinished ready for staining or painting.
- See page 164 for detailed finishing guidance.
- Clear glazed option includes a single pane of 4mm thick clear toughened glass.
- Flat recessed panel with two matching raised lines.
- PEFC chain of custody.



Panel detail



Clear glazing detail

Standard Door Size		Wiltshire		Wiltshire glazed	
		Code	Price	Code	Price
Solid Core	838 x 1981 x 35mm (2' 9" x 6' 6")	82305	£215.00	82318	£245.00
	813 x 2032 x 35mm (2' 8" x 6' 8")	82306	£215.00	82319	£245.00
	762 x 1981 x 35mm (2' 6" x 6' 6")	82304	£215.00	82317	£245.00
	686 x 1981 x 35mm (2' 3" x 6' 6")	82303	£215.00	82316	£245.00
	610 x 1981 x 35mm (2' 0" x 6' 6")	82302	£215.00	82315	£245.00
	533 x 1981 x 35mm (1' 9" x 6' 6")	82301	£215.00	-	-
	457 x 1981 x 35mm (1' 6" x 6' 6")	82300	£215.00	-	-
	826 x 2040 x 40mm Standard metric	82309	£245.00	82321	£275.00
	726 x 2040 x 40mm Standard metric	82308	£245.00	82320	£275.00
	626 x 2040 x 40mm Standard metric	82307	£245.00	-	-
Fireshield FD30	838 x 1981 x 44mm (2' 9" x 6' 6")	82312	£390.00	-	-
	762 x 1981 x 44mm (2' 6" x 6' 6")	82311	£390.00	-	-
	686 x 1981 x 44mm (2' 3" x 6' 6")	82310	£390.00	-	-
	826 x 2040 x 44mm Standard Metric	82314	£415.00	-	-
	726 x 2040 x 44mm Standard Metric	82313	£415.00	-	-



Fireshield FD30 fire rated.



Wiltshire

Interior shaker oak



Shaker



Shaker
obscure glazed

With fashionable flat panels and neat lines, the fashionable shaker door is right on trend and perfectly complements modern interiors and décors. Manufactured to ensure optimum strength, the shaker seamlessly unites style and resilience.

- Dowel joint construction ensures maximum strength between the stiles and rails.
- Design incorporates real American White Oak veneers.
- FD30 fire door option available.
- Available unfinished ready for staining or painting. See page 164 for detailed finishing guidance.
- Glazed option features 4mm thick obscure glass.
- Flat recessed panels provide depth and definition.
- Expanded range of sizes now available.
- PEFC chain of custody.



Panel detail



Obscure glazing detail

Standard Door Size	Shaker		Shaker obscure glazed	
	Code	Price	Code	Price
Solid Core	838 x 1981 x 35mm (2' 9" x 6' 6")	82330 £190.00	82335	£215.00
	762 x 1981 x 35mm (2' 6" x 6' 6")	82329 £190.00	82334	£215.00
	686 x 1981 x 35mm (2' 3" x 6' 6")	82337 £190.00		
	610 x 1981 x 35mm (2' 0" x 6' 6")	82340 £190.00		
	533 x 1981 x 35mm (1' 9" x 6' 6")	82339 £190.00		
	457 x 1981 x 35mm (1' 6" x 6' 6")	82338 £190.00		
FD30	838 x 1981 x 44mm (2' 9" x 6' 6")	82333 £345.00		
	762 x 1981 x 44mm (2' 6" x 6' 6")	82332 £345.00		



Fireshield FD30 fire rated.



Shaker obscure glazed



1930's shaker



1930's shaker
obscure glazed



1930's shaker
clear glazed

New to Premdor is the traditional 1930's shaker - a time-honoured door perfect for those that wish to retain the original features of their early 20th-century home. With a distinctive design, this door pays homage to an era ahead of its time.

- Dowel joint construction ensures maximum strength between the stiles and rails.
- Design incorporates real American White Oak veneers.
- FD30 fire door option available.
- Available unfinished ready for staining or painting.
- See page 164 for detailed finishing guidance.
- Two glazed options available – 4mm thick clear glass or 4mm obscure chinchilla glass options.
- PEFC chain of custody.

Standard Door Size		1930's shaker		1930's shaker obscure glazed		1930's shaker clear glazed	
		Code	Price	Code	Price	Code	Price
Solid Core	838 x 1981 x 35mm (2' 9" x 6' 6")	83543	£200.00	83548	£215.00	83551	£200.00
	762 x 1981 x 35mm (2' 6" x 6' 6")	83542	£200.00	83547	£215.00	83550	£200.00
Solid Core	686 x 1981 x 35mm (2' 3" x 6' 6")	83541	£200.00	83546	£215.00	83549	£200.00
	610 x 1981 x 35mm (2' 0" x 6' 6")	83540	£200.00				
FD30	838 x 1981 x 44mm (2' 9" x 6' 6")	83545	£330.00				
	762 x 1981 x 44mm (2' 6" x 6' 6")	83544	£330.00				



Obscure glazing detail



1930's shaker clear glazed



■ Fireshield FD30 fire rated.



Interior croft solid oak



The ever-popular croft design is now available in three alluring options, including two glazed styles. With intricately grooved solid panels and a robust construction, this classic door is a winning choice for any home.

- Solid construction combining high-quality interior-grade chipboard with hardwood lippings on all four sides.
- Design incorporates real American White Oak veneers.
- FD30 fire door option available.
- Available unfinished or pre-finished with a 3-part polyurethane coating for lasting protection.
- Two glazed designs available – a traditional 6 light version or a 3/4 light option with frit detailed lines, both including a single pane of 4mm thick clear glass.
- PEFC chain of custody.

Standard Door Size		Croft solid		Croft solid clear glazed		Croft solid 3/4 light clear glazed	
		Code	Price	Code	Price	Code	Price
Solid Core	838 x 1981 x 35mm (2' 9" x 6' 6")	82406	£230.00	82432	£275.00	83512	£245.00
	813 x 2032 x 35mm (2' 8" x 6' 8")	82407	£230.00	82433	£275.00	-	-
	762 x 1981 x 35mm (2' 6" x 6' 6")	82405	£230.00	82431	£275.00	83511	£245.00
	711 x 1981 x 35mm (2' 4" x 6' 6")	82404	£230.00	-	-	-	-
	686 x 1981 x 35mm (2' 3" x 6' 6")	82403	£230.00	82430	£275.00	83510	£245.00
	610 x 1981 x 35mm (2' 0" x 6' 6")	82402	£230.00	82429	£275.00	-	-
	533 x 1981 x 35mm (1' 9" x 6' 6")	82401	£230.00	-	-	-	-
	457 x 1981 x 35mm (1' 6" x 6' 6")	82400	£230.00	-	-	-	-
	826 x 2040 x 40mm Standard Metric	82410	£260.00	82435	£300.00	-	-
	726 x 2040 x 40mm Standard Metric	82409	£260.00	82434	£300.00	-	-
626 x 2040 x 40mm Standard Metric	82408	£260.00	-	-	-	-	
Solid Core Fully Finished	838 x 1981 x 35mm (2' 9" x 6' 6")	82421	£315.00	82438	£375.00	83515	£330.00
	762 x 1981 x 35mm (2' 6" x 6' 6")	82420	£315.00	82437	£375.00	83514	£330.00
	686 x 1981 x 35mm (2' 3" x 6' 6")	82419	£315.00	82436	£375.00	83513	£330.00
	610 x 1981 x 35mm (2' 0" x 6' 6")	82418	£315.00	-	-	-	-
	826 x 2040 x 40mm Standard Metric	82423	£345.00	82440	£400.00	-	-
	726 x 2040 x 40mm Standard Metric	82422	£345.00	82439	£400.00	-	-
Firesheild FD30	838 x 1981 x 44mm (2' 9" x 6' 6")	82414	£345.00				
	813 x 2032 x 44mm (2' 8" x 6' 8")	82415	£345.00				
	762 x 1981 x 44mm (2' 6" x 6' 6")	82413	£345.00				
	686 x 1981 x 44mm (2' 3" x 6' 6")	82412	£345.00				
	610 x 1981 x 44mm (2' 0" x 6' 6")	82411	£345.00				
	926 x 2040 x 44mm Standard Metric	82441	£375.00				
FD30 Fully Finished	838 x 1981 x 44mm (2' 9" x 6' 6")	82426	£430.00				
	762 x 1981 x 44mm (2' 6" x 6' 6")	82425	£430.00				
	686 x 1981 x 44mm (2' 3" x 6' 6")	82424	£430.00				
	826 x 2040 x 44mm Standard Metric	82428	£460.00				
726 x 2040 x 44mm Standard Metric	82427	£460.00					



Croft solid glazed detail



Croft solid 3/4 light glazed detail



See our Moulded alternative available on Page 76.

Ideal for complementary upper floor and lower floor alternatives.



Fire sheild FD30 fire rated.

Croft solid 3/4 light clear glazed



Croft solid

Interior Milano solid oak



Milano solid



Milano solid clear glazed

With a sophisticated grooved panel face disguising a robust solid core, the delectable Milano has been designed to perfectly complement modern-day themes and furnishings. With hardwood lippings all around, a dazzling glazed version is also available.

- Solid construction combining high-quality interior-grade chipboard with hardwood lippings on all four sides.
- Design incorporates real American White Oak veneers.
- FD30 fire door option available.
- Available unfinished or pre-finished with a 3-part polyurethane coating for lasting protection.
- Glazed option features 4mm thick clear glass with frit detailed lines.
- PEFC chain of custody.
- See page 122 for matching exterior Milano option.



Groove detail



Glazing detail



See our Exterior alternative available on Page 122.

Standard Door Size			Milano solid		Milano solid clear glazed	
			Code	Price	Code	Price
Solid Core	838 x 1981 x 35mm	(2' 9" x 6' 6")	82505	£230.00	82529	£275.00
	813 x 2032 x 35mm	(2' 8" x 6' 8")	82506	£230.00	-	-
	762 x 1981 x 35mm	(2' 6" x 6' 6")	82504	£230.00	82528	£275.00
	686 x 1981 x 35mm	(2' 3" x 6' 6")	82503	£230.00	82527	£275.00
	610 x 1981 x 35mm	(2' 0" x 6' 6")	82502	£230.00	-	-
	533 x 1981 x 35mm	(1' 9" x 6' 6")	82501	£230.00	-	-
	457 x 1981 x 35mm	(1' 6" x 6' 6")	82500	£230.00	-	-
	826 x 2040 x 40mm	Standard Metric	82509	£260.00	82531	£300.00
	726 x 2040 x 40mm	Standard Metric	82508	£260.00	82530	£300.00
626 x 2040 x 40mm	Standard Metric	82507	£260.00	-	-	
Solid Core Fully Finished	838 x 1981 x 35mm	(2' 9" x 6' 6")	82518	£315.00	82533	£375.00
	762 x 1981 x 35mm	(2' 6" x 6' 6")	82517	£315.00	82532	£375.00
	686 x 1981 x 35mm	(2' 3" x 6' 6")	82516	£315.00	-	-
	826 x 2040 x 40mm	Standard Metric	82520	£345.00	82535	£400.00
	726 x 2040 x 40mm	Standard Metric	82519	£345.00	82534	£400.00
Firesfield FD30	838 x 1981 x 44mm	(2' 9" x 6' 6")	82513	£345.00	-	-
	762 x 1981 x 44mm	(2' 6" x 6' 6")	82512	£345.00	-	-
	686 x 1981 x 44mm	(2' 3" x 6' 6")	82511	£345.00	-	-
	610 x 1981 x 44mm	(2' 0" x 6' 6")	82510	£345.00	-	-
	926 x 2040 x 44mm	Standard Metric	82536	£375.00	-	-
	826 x 2040 x 44mm	Standard Metric	82515	£375.00	-	-
	726 x 2040 x 44mm	Standard Metric	82514	£375.00	-	-
FD30 Fully Finished	838 x 1981 x 44mm	(2' 9" x 6' 6")	82523	£430.00	-	-
	762 x 1981 x 44mm	(2' 6" x 6' 6")	82522	£430.00	-	-
	686 x 1981 x 44mm	(2' 3" x 6' 6")	82521	£430.00	-	-
	926 x 2040 x 44mm	Standard Metric	82537	£460.00	-	-
	826 x 2040 x 44mm	Standard Metric	82525	£460.00	-	-
726 x 2040 x 44mm	Standard Metric	82524	£460.00	-	-	



■ Firesfield FD30 fire rated.

Milano solid



Milano solid clear glazed

Interior Nice solid oak



Nice solid



Nice solid clear glazed

The Nice door features intricately grooved panel sections that subsequently create a distinctive angular design. Also available as a fire door option, real oak veneers add to the Nice's unique appearance.

- Solid construction combining high-quality interior-grade chipboard with hardwood lippings on all four sides.
- Design incorporates real American White Oak veneers.
- FD30 fire door option available.
- Available unfinished ready for staining or painting.
- See page 164 for detailed finishing guidance.
- Glazed option features three panes of 4mm thick clear glass.
- Available in an expanded range of sizes.
- PEFC chain of custody.
- See page 124 for matching exterior Nice option.



Nice solid clear glazed

Standard Door Size	Nice solid		Nice clear glazed	
	Code	Price	Code	Price
838 x 1981 x 35mm (2' 9" x 6' 6")	82603	£240.00	82611	£285.00
762 x 1981 x 35mm (2' 6" x 6' 6")	82602	£240.00	82610	£285.00
686 x 1981 x 35mm (2' 3" x 6' 6")	82601	£240.00	82609	£285.00
610 x 1981 x 35mm (2' 0" x 6' 6")	82600	£240.00	82608	£285.00
533 x 1981 x 35mm (1' 9" x 6' 6")	82624	£245.00	-	-
457 x 1981 x 35mm (1' 6" x 6' 6")	82623	£245.00	-	-
FD30	838 x 1981 x 44mm (2' 9" x 6' 6")	82607	£345.00	
	762 x 1981 x 44mm (2' 6" x 6' 6")	82606	£345.00	
	686 x 1981 x 44mm (2' 3" x 6' 6")	82605	£345.00	



Groove detail



Clear glazing detail



See our Exterior alternative available on Page 124.



Fireshield FD30 fire rated.





Ladder solid



Ladder solid clear glazed

Comprising of intricate grooved lines in a stylish rectangular design, the ladder solid oak door perfectly complements contemporary interiors and room schemes. Real wood veneers act as the perfect façade, encasing a robust, solid construction.

- Solid construction combining high-quality interior-grade chipboard with hardwood lippings on all four sides.
- Design incorporates real American White Oak veneers.
- FD30 fire door option available.
- Available unfinished ready for staining or painting.
- See page 164 for detailed finishing guidance.
- Glazed option features a single pane of 4mm thick clear glass.
- PEFC chain of custody.
- See page 70 for matching ladder moulded option for upstairs.

	Standard Door Size	Ladder solid		Ladder solid glazed	
		Code	Price	Code	Price
Solid Core	838 x 1981 x 35mm (2' 9" x 6' 6")	83523	£220.00	83535	£230.00
	762 x 1981 x 35mm (2' 6" x 6' 6")	83522	£220.00	83534	£230.00
	686 x 1981 x 35mm (2' 3" x 6' 6")	83521	£220.00	83533	£230.00
	610 x 1981 x 35mm (2' 0" x 6' 6")	83520	£220.00	-	-
	826 x 2040 x 40mm Standard Metric	83526	£250.00	-	-
	726 x 2040 x 40mm Standard Metric	83525	£250.00	-	-
Fireshield FD30	838 x 1981 x 44mm (2' 9" x 6' 6")	83529	£300.00	-	-
	762 x 1981 x 44mm (2' 6" x 6' 6")	83528	£300.00	-	-
	686 x 1981 x 44mm (2' 3" x 6' 6")	83527	£300.00	-	-
	926 x 2040 x 44mm Standard Metric	83532	£330.00	-	-
	826 x 2040 x 44mm Standard Metric	83531	£330.00	-	-
	726 x 2040 x 44mm Standard Metric	83530	£330.00	-	-



Groove detail



Clear glazing detail



See our Moulded alternative available on Page 70.

Ideal for complementary upper floor and lower floor alternatives.



Fireshield FD30 fire rated.



Ladder solid clear glazed

Interior clear pine



Clear pine Victorian 4 panel



Clear pine Colonial 6 panel



Clear pine Country

Available in a variety of popular styles and sizes from stock, the clear pine range is a cost-effective choice to suit modern new builds and refurbishments. Suitable for paint or stain finishing, all doors are traditionally constructed and knot-free.

- Manufactured from unfinished clear pine and over-veneered timber components.
- All glazed designs are toughened to the requirements of BS EN 12600.
- Suitable for on site stain or paint finishing.
- Guaranteed for two years against manufacturing defects.
- Full range available from stock.



Clear pine Country half light etched glazed



Clear pine Victorian 2 light frosted glazed



Clear pine 8 light clear bevelled glazed





Clear pine 8 light clear bevelled glazed

Solid Core	Clear pine Victorian 4 panel		Clear pine Colonial 6 panel		Clear pine Country		Clear pine Country half light etched glazed		Clear pine Victorian 2 light frosted glazed		Clear pine 8 light clear bevelled glazed	
	Code	Price	Code	Price	Code	Price	Code	Price	Code	Price	Code	Price
Standard Door Size												
838 x 1981 x 35mm (2' 9" x 6' 6")	01823	£145.00	01828	£145.00	01730	£170.00	01735	£340.00	01790	£210.00	01884	£330.00
762 x 1981 x 35mm (2' 6" x 6' 6")	01821	£145.00	01826	£145.00	01732	£170.00	01737	£340.00	01791	£210.00	01886	£330.00
686 x 1981 x 35mm (2' 3" x 6' 6")	01825	£145.00	01830	£145.00	01733	£170.00	01738	£340.00	01792	£210.00	01887	£330.00
610 x 1981 x 35mm (2' 0" x 6' 6")	01824	£145.00	01829	£145.00	01734	£170.00						
711 x 1981 x 35mm (2' 4" x 6' 6")	01871	£145.00										





Interior moulded & paint grade doors



Premium Moulded panel

Premdor's premium moulded range is an exquisite collection of finely detailed moulded panel doors. Available in an array of styles, the range also includes an expanded selection of glazed options, including 3 and 4 light horizontal styles, offset glazed panels and leaded and frit-print glazed designs.

Traditional Moulded

The traditional moulded panel door is a firm favourite amongst homeowners, due, in part, to paintable, white base-coated faces and excellent performance properties. Now including affordable glazed options in a number of beloved panel designs, the range encompasses a wide choice of sizes and core constructions.

Glazed Canadian range

The Canadian range features individual bevelled glass pieces within chrome effect glazing bars, making this range a stunning alternative to conventional glazed interior doors.

Glazed Manhattan

Bold and impressive, the Manhattan range will add style to any home. Manhattan doors have plant on decorative lead effect on the glass, supplied in a choice of either satin white or chrome effect.

Glazed Moulded range

A new range of glazed moulded doors to suit all pockets. Available with clear or obscure glass in textured or smooth finishes.


Paint Grade

The Popular paint grade door is ideal for basic applications, offering a timber veneered face surface ready for preparation, site priming and paint decoration. Popular paint grade doors are now available with PEFC chain of custody and with new un-lipped version. Paint grade plus with its factory pre-primed surface complete this comprehensive offer.



For matching door furniture See Pages **96-99**

Premium ladder moulded



Premium ladder moulded

Premium Ladder 3 light clear glazed

Premium Ladder 4 light clear glazed

Premium 1 panel clear glazed

With a sleek, smooth surface incorporating an enticing shallow moulded design unique to Premdor, our Ladder door subtly adds character, becoming the focal point of rooms within either modern homes or refurbishment projects.

- Quality moulded panel facings.
- White base coated faces.
- Smooth faces suitable for paint finishing.
- New glazed versions now available.
- Option plus factory servicing is available, see page 162 for details.
- FD30 Fire doors can now be trimmed by up to 10mm on the two long edges and bottom of the door. Making fitting simpler and more flexible for the installer.
- For new oak ladder doors, see page 64.



See our Timber alternative available on Page 64.

Ideal for complementary upper floor and lower floor alternatives.



Standard Door Size	Ladder 3 light clear glazed		Ladder 4 light clear glazed		Premium 1 panel clear glazed	
	Code	Price	Code	Price	Code	Price
864 x 1981 x 35mm (2' 10" x 6' 6")	75077	£275.00	75177	£290.00	67316	£260.00
838 x 1981 x 35mm (2' 9" x 6' 6")	75014	£260.00	75114	£275.00	67317	£245.00
762 x 1981 x 35mm (2' 6" x 6' 6")	75011	£245.00	75111	£260.00	67318	£230.00
686 x 1981 x 35mm (2' 3" x 6' 6")	75016	£245.00	75116	£260.00	67319	£230.00
926 x 2040 x 40mm Standard Metric	75029	£275.00	75129	£290.00	67320	£260.00
826 x 2040 x 40mm Standard Metric	75038	£260.00	75138	£275.00	67321	£245.00
726 x 2040 x 40mm Standard Metric	75037	£245.00	75137	£260.00	67322	£230.00
626 x 2040 x 40mm Standard Metric	75036	£245.00	75136	£260.00	67323	£230.00

Standard Door Size	Masonite® ladder moulded	
	Code	Price
914 x 1981 x 35mm (3' 0" x 6' 6")	49280	£71.00
864 x 1981 x 35mm (2' 10" x 6' 6")	49277	£71.00
838 x 1981 x 35mm (2' 9" x 6' 6")	49214	£63.00
813 x 2032 x 35mm (2' 8" x 6' 8")	49239	£63.00
762 x 1981 x 35mm (2' 6" x 6' 6")	49211	£61.00
711 x 1981 x 35mm (2' 4" x 6' 6")	49215	£61.00
686 x 1981 x 35mm (2' 3" x 6' 6")	49216	£61.00
610 x 1981 x 35mm (2' 0" x 6' 6")	49217	£61.00
926 x 2040 x 40mm Standard Metric	49229	£71.00
826 x 2040 x 40mm Standard Metric	49238	£63.00
726 x 2040 x 40mm Standard Metric	49237	£61.00
626 x 2040 x 40mm Standard Metric	49236	£61.00
914 x 1981 x 35mm (3' 0" x 6' 6")	49680	£87.00
864 x 1981 x 35mm (2' 10" x 6' 6")	49677	£87.00
838 x 1981 x 35mm (2' 9" x 6' 6")	49614	£79.00
762 x 1981 x 35mm (2' 6" x 6' 6")	49611	£76.00
686 x 1981 x 35mm (2' 3" x 6' 6")	49616	£76.00
610 x 1981 x 35mm (2' 0" x 6' 6")	49617	£76.00
926 x 2040 x 40mm Standard Metric	49629	£87.00
826 x 2040 x 40mm Standard Metric	49638	£79.00
726 x 2040 x 40mm Standard Metric	49637	£76.00
626 x 2040 x 40mm Standard Metric	49636	£76.00
914 x 1981 x 35mm (3' 0" x 6' 6")	52980	£129.00
864 x 1981 x 35mm (2' 10" x 6' 6")	52977	£129.00
838 x 1981 x 35mm (2' 9" x 6' 6")	52914	£119.00
762 x 1981 x 35mm (2' 6" x 6' 6")	52911	£116.00
686 x 1981 x 35mm (2' 3" x 6' 6")	52916	£116.00
610 x 1981 x 35mm (2' 0" x 6' 6")	52917	£116.00
926 x 2040 x 40mm Standard Metric	52929	£129.00
826 x 2040 x 40mm Standard Metric	52938	£119.00
726 x 2040 x 40mm Standard Metric	52937	£116.00
626 x 2040 x 40mm Standard Metric	52936	£116.00
914 x 1981 x 44mm (3' 0" x 6' 6")	49380	£153.00
864 x 1981 x 44mm (2' 10" x 6' 6")	49377	£153.00
838 x 1981 x 44mm (2' 9" x 6' 6")	49314	£143.00
813 x 2032 x 44mm (2' 8" x 6' 8")	49339	£143.00
762 x 1981 x 44mm (2' 6" x 6' 6")	49311	£141.00
711 x 1981 x 44mm (2' 4" x 6' 6")	49315	£141.00
686 x 1981 x 44mm (2' 3" x 6' 6")	49316	£141.00
610 x 1981 x 44mm (2' 0" x 6' 6")	49317	£141.00
926 x 2040 x 44mm Standard Metric	49329	£153.00
826 x 2040 x 44mm Standard Metric	49338	£143.00
726 x 2040 x 44mm Standard Metric	49337	£141.00
626 x 2040 x 44mm Standard Metric	49336	£141.00
914 x 1981 x 54mm (3' 0" x 6' 6")	49480	£433.00
838 x 1981 x 54mm (2' 9" x 6' 6")	49414	£422.00
813 x 2032 x 54mm (2' 8" x 6' 8")	49439	£422.00
762 x 1981 x 54mm (2' 6" x 6' 6")	49411	£418.00
686 x 1981 x 54mm (2' 3" x 6' 6")	49416	£418.00
926 x 2040 x 54mm Standard Metric	49429	£433.00
826 x 2040 x 54mm Standard Metric	49438	£422.00
726 x 2040 x 54mm Standard Metric	49437	£418.00
626 x 2040 x 54mm Standard Metric	49436	£418.00

Pair Makers

Code	Description	Price
61569	White primed pair maker	£50.00
61570	Oak pair maker	£65.00

Available for 35mm doors only



OPTION PLUS

Options can be ordered on all doors where suitable.

- Non standard sizes
 - Factory priming (face only)
 - Supply and fit intumescent seals to Fire doors
- Please see page 162 for further information.
- Fireshield FD30 fire rated.
 - Firemaster FD60 fire rated.



FSC® – applies to Standard Core and Firemaster ranges.

PEFC – applies to Semi Solid, Safe 'N' Sound and Fireshield ranges.

Premium ladder moulded



Premium 1 panel moulded



Premium 1 panel moulded

Premium 1 panel 4 light clear glazed

Premium 1 panel glazed white / chrome clear glazed

Premium 1 panel clear glazed

The 1 Panel moulded option perfectly complements on-trend minimalistic interiors and modern homes. Embodying intricate fine lines on a smooth white surface, the superb 1 Panel is also available in four glazed designs, including the new 4 light option.

- Quality moulded panel facings.
- White base coated faces.
- Smooth faces suitable for paint finishing.
- Now available in a range of Semi Solid and Safe 'N' Sound core options.
- 1 panel leaded clear glazed available in white or chrome.
- Clear glass toughened to BS EN 12600 and tested to BS EN 12150 (non fire doors only).
- Option Plus factory servicing is available, see page 162 for details.
- FD30 Fire doors can now be trimmed by up to 10mm on the two long edges and bottom of the door. Making fitting simpler and more flexible for the installer.



Standard Door Size	Premium 1 panel 4 light		Premium 1 panel white leaded		Premium 1 panel chrome leaded		Premium 1 panel clear glazed	
	Code	Price	Code	Price	Code	Price	Code	Price
864 x 1981 x 35mm (2' 10" x 6' 6")	72077	£290.00	67300	£290.00	67308	£290.00	67316	£260.00
838 x 1981 x 35mm (2' 9" x 6' 6")	72014	£275.00	67301	£275.00	67309	£275.00	67317	£245.00
762 x 1981 x 35mm (2' 6" x 6' 6")	72011	£260.00	67302	£260.00	67310	£260.00	67318	£230.00
686 x 1981 x 35mm (2' 3" x 6' 6")	72016	£260.00	67303	£260.00	67311	£260.00	67319	£230.00
926 x 2040 x 40mm Standard Metric	72029	£290.00	67304	£290.00	67312	£290.00	67320	£260.00
826 x 2040 x 40mm Standard Metric	72038	£275.00	67305	£275.00	67313	£275.00	67321	£245.00
726 x 2040 x 40mm Standard Metric	72037	£260.00	67306	£260.00	67314	£260.00	67322	£230.00
626 x 2040 x 40mm Standard Metric	72036	£260.00	67307	£260.00	67315	£260.00	67323	£230.00

Fireshield FD30	Premium 1 panel 4 light	
	Code	Price
838 x 1981 x 44mm (2' 9" x 6' 6")	77314	£315.00
762 x 1981 x 44mm (2' 6" x 6' 6")	77311	£300.00
926 x 2040 x 44mm Standard Metric	77329	£330.00
826 x 2040 x 44mm Standard Metric	77338	£315.00

Pair Makers		
Code	Description	Price
61569	White primed pair maker	£50.00
61570	Oak pair maker	£65.00

Available for 35mm doors only

	Standard Door Size		Premium 1 panel moulded		
			Code	Price	
Standard Core	914 x 1981 x 35mm (3' 0" x 6' 6")		46180	£71.00	
	864 x 1981 x 35mm (2' 10" x 6' 6")		46177	£71.00	
	838 x 1981 x 35mm (2' 9" x 6' 6")		46114	£63.00	
	813 x 2032 x 35mm (2' 8" x 6' 8")		46139	£63.00	
	762 x 1981 x 35mm (2' 6" x 6' 6")		46111	£61.00	
	711 x 1981 x 35mm (2' 4" x 6' 6")		46115	£61.00	
	686 x 1981 x 35mm (2' 3" x 6' 6")		46116	£61.00	
	610 x 1981 x 35mm (2' 0" x 6' 6")		46117	£61.00	
	533 x 1981 x 35mm (1' 9" x 6' 6")		46118	£61.00	
	457 x 1981 x 35mm (1' 6" x 6' 6")		46119	£61.00	
	926 x 2040 x 40mm Standard Metric		46129	£71.00	
	826 x 2040 x 40mm Standard Metric		46138	£63.00	
	726 x 2040 x 40mm Standard Metric		46137	£61.00	
	626 x 2040 x 40mm Standard Metric		46136	£61.00	
	526 x 2040 x 40mm Standard Metric		46135	£61.00	
	Semi Solid Core	914 x 1981 x 35mm (3' 0" x 6' 6")		53080	£87.00
864 x 1981 x 35mm (2' 10" x 6' 6")			53077	£87.00	
838 x 1981 x 35mm (2' 9" x 6' 6")			53014	£79.00	
762 x 1981 x 35mm (2' 6" x 6' 6")			53011	£76.00	
686 x 1981 x 35mm (2' 3" x 6' 6")			53016	£76.00	
610 x 1981 x 35mm (2' 0" x 6' 6")			53017	£76.00	
533 x 1981 x 35mm (1' 9" x 6' 6")			53018	£76.00	
457 x 1981 x 35mm (1' 6" x 6' 6")			53019	£76.00	
926 x 2040 x 40mm Standard Metric			53029	£87.00	
826 x 2040 x 40mm Standard Metric			53038	£79.00	
726 x 2040 x 40mm Standard Metric			53037	£76.00	
626 x 2040 x 40mm Standard Metric			53036	£76.00	
526 x 2040 x 40mm Standard Metric			53035	£76.00	
Safe 'N' Sound		914 x 1981 x 35mm (3' 0" x 6' 6")		66380	£129.00
		864 x 1981 x 35mm (2' 10" x 6' 6")		66377	£129.00
		838 x 1981 x 35mm (2' 9" x 6' 6")		66314	£119.00
	762 x 1981 x 35mm (2' 6" x 6' 6")		66311	£116.00	
	686 x 1981 x 35mm (2' 3" x 6' 6")		66316	£116.00	
	610 x 1981 x 35mm (2' 0" x 6' 6")		66317	£116.00	
	533 x 1981 x 35mm (1' 9" x 6' 6")		66318	£116.00	
	457 x 1981 x 35mm (1' 6" x 6' 6")		66319	£116.00	
	926 x 2040 x 40mm Standard Metric		66329	£129.00	
	826 x 2040 x 40mm Standard Metric		66338	£119.00	
	726 x 2040 x 40mm Standard Metric		66337	£116.00	
	626 x 2040 x 40mm Standard Metric		66336	£116.00	
	526 x 2040 x 40mm Standard Metric		66335	£110.00	
	Fireshield FD30	914 x 1981 x 44mm (3' 0" x 6' 6")		46280	£153.00
		864 x 1981 x 44mm (2' 10" x 6' 6")		46277	£153.00
		838 x 1981 x 44mm (2' 9" x 6' 6")		46214	£143.00
813 x 2032 x 44mm (2' 8" x 6' 8")			46239	£143.00	
762 x 1981 x 44mm (2' 6" x 6' 6")			46211	£141.00	
711 x 1981 x 44mm (2' 4" x 6' 6")			46215	£141.00	
686 x 1981 x 44mm (2' 3" x 6' 6")			46216	£141.00	
610 x 1981 x 44mm (2' 0" x 6' 6")			46217	£141.00	
533 x 1981 x 44mm (1' 9" x 6' 6")			46218	£141.00	
457 x 1981 x 44mm (1' 6" x 6' 6")			46219	£141.00	
926 x 2040 x 44mm Standard Metric			46229	£153.00	
826 x 2040 x 44mm Standard Metric			46238	£143.00	
726 x 2040 x 44mm Standard Metric			46237	£141.00	
626 x 2040 x 44mm Standard Metric			46236	£141.00	
526 x 2040 x 44mm Standard Metric			46235	£141.00	
Firemaster FD60		914 x 1981 x 54mm (3' 0" x 6' 6")		13313	£433.00
	838 x 1981 x 54mm (2' 9" x 6' 6")		13289	£422.00	
	813 x 2032 x 54mm (2' 8" x 6' 8")		13300	£422.00	
	762 x 1981 x 54mm (2' 6" x 6' 6")		13301	£418.00	
	686 x 1981 x 54mm (2' 3" x 6' 6")		13302	£418.00	
	926 x 2040 x 54mm Standard Metric		13303	£433.00	
	826 x 2040 x 54mm Standard Metric		13304	£422.00	
	726 x 2040 x 54mm Standard Metric		13305	£418.00	
	626 x 2040 x 54mm Standard Metric		13306	£418.00	

OPTION PLUS
FACTORY FITTED

Options can be ordered on all doors where suitable.

- Non standard sizes
- Factory priming (face only)
- Supply and fit intumescent seals to Fire doors

Please see page 162 for further information.

- Fireshield FD30 fire rated.
- Firemaster FD60 fire rated.



FSC® – applies to Standard Core and Firemaster ranges.

PEFC – applies to Semi Solid, Safe 'N' Sound and Fireshield ranges.

Premium 1 panel moulded



1 panel designs provide an ideal blank canvas. Consider adding mirrors or vinyls to personalise your doors.

Premium horizontal 4 line moulded



Encompassing four smooth lines neatly stacked in a stylish horizontal pattern, the inimitable Horizontal 4 Line design is perfect for modern homes and interiors. With smooth panel faces, this door allows for further customisation, utilising vinyl or bold decorative designs.

- White base coated faces.
- Smooth faces suitable for paint finishing.
- Clear glass toughened to BS EN 12600 and tested to BS EN 12150 (non fire doors only).
- Not suitable for door pairs due to potential alignment issues.
- Option Plus factory servicing is available, see page 162 for details.
- FD30 Fire doors can now be trimmed by up to 10mm on the two long edges and bottom of the door. Making fitting simpler and more flexible for the installer.



Standard Door Size	Premium horizontal 4 line 4 light clear glazed		Premium horizontal 4 line narrow offset clear glazed		Premium horizontal 4 line clear glazed		Premium horizontal 4 line narrow clear glazed	
	Code	Price	Code	Price	Code	Price	Code	Price
864 x 1981 x 35mm (2' 10" x 6' 6")	75277	£290.00	76877	£290.00	-	-	-	-
838 x 1981 x 35mm (2' 9" x 6' 6")	75214	£275.00	76814	£275.00	67324	£245.00	67328	£215.00
762 x 1981 x 35mm (2' 6" x 6' 6")	75211	£260.00	76811	£260.00	67325	£230.00	67329	£200.00
686 x 1981 x 35mm (2' 3" x 6' 6")	75216	£260.00	76816	£260.00	67326	£230.00	67330	£200.00
610 x 1981 x 35mm (2' 0" x 6' 6")	-	-	-	-	67327	£230.00	67331	£200.00
926 x 2040 x 40mm Standard Metric	75229	£290.00	76829	£290.00	-	-	-	-
826 x 2040 x 40mm Standard Metric	75238	£275.00	76838	£275.00	-	-	-	-
726 x 2040 x 40mm Standard Metric	75237	£260.00	76837	£260.00	-	-	-	-
626 x 2040 x 40mm Standard Metric	75236	£260.00	76836	£260.00	-	-	-	-

Fireshield FD30	Premium horizontal 4 line 4 light clear glazed		Premium horizontal 4 line narrow offset clear glazed	
	Code	Price	Code	Price
838 x 1981 x 44mm (2' 9" x 6' 6")	77414	£315.00	77514	£330.00
762 x 1981 x 44mm (2' 6" x 6' 6")	77411	£300.00	77511	£315.00
926 x 2040 x 44mm Standard Metric	77429	£330.00	77529	£345.00
826 x 2040 x 44mm Standard Metric	77438	£315.00	77538	£330.00

	Standard Door Size		Premium horizontal 4 line		
			Code	Price	
Standard Core	914 x 1981 x 35mm (3' 0" x 6' 6")		46380	£71.00	
	864 x 1981 x 35mm (2' 10" x 6' 6")		46377	£71.00	
	838 x 1981 x 35mm (2' 9" x 6' 6")		46314	£63.00	
	813 x 2032 x 35mm (2' 8" x 6' 8")		46339	£63.00	
	762 x 1981 x 35mm (2' 6" x 6' 6")		46311	£61.00	
	711 x 1981 x 35mm (2' 4" x 6' 6")		46315	£61.00	
	686 x 1981 x 35mm (2' 3" x 6' 6")		46316	£61.00	
	610 x 1981 x 35mm (2' 0" x 6' 6")		46317	£61.00	
	533 x 1981 x 35mm (1' 9" x 6' 6")		46318	£61.00	
	457 x 1981 x 35mm (1' 6" x 6' 6")		46319	£61.00	
	926 x 2040 x 40mm Standard Metric		46329	£71.00	
	826 x 2040 x 40mm Standard Metric		46338	£63.00	
	726 x 2040 x 40mm Standard Metric		46337	£61.00	
	626 x 2040 x 40mm Standard Metric		46336	£61.00	
	526 x 2040 x 40mm Standard Metric		46335	£61.00	
Semi Solid Core	914 x 1981 x 35mm (3' 0" x 6' 6")		48280	£87.00	
	864 x 1981 x 35mm (2' 10" x 6' 6")		48277	£87.00	
	838 x 1981 x 35mm (2' 9" x 6' 6")		48214	£79.00	
	762 x 1981 x 35mm (2' 6" x 6' 6")		48211	£76.00	
	686 x 1981 x 35mm (2' 3" x 6' 6")		48216	£76.00	
	610 x 1981 x 35mm (2' 0" x 6' 6")		48217	£76.00	
	533 x 1981 x 35mm (1' 9" x 6' 6")		48218	£76.00	
	457 x 1981 x 35mm (1' 6" x 6' 6")		48219	£76.00	
	926 x 2040 x 40mm Standard Metric		48229	£87.00	
	826 x 2040 x 40mm Standard Metric		48238	£79.00	
	726 x 2040 x 40mm Standard Metric		48237	£76.00	
	626 x 2040 x 40mm Standard Metric		48236	£76.00	
	526 x 2040 x 40mm Standard Metric		48235	£76.00	
	Safe 'N' Sound	914 x 1981 x 35mm (3' 0" x 6' 6")		48380	£129.00
		864 x 1981 x 35mm (2' 10" x 6' 6")		48377	£129.00
838 x 1981 x 35mm (2' 9" x 6' 6")			48314	£119.00	
762 x 1981 x 35mm (2' 6" x 6' 6")			48311	£116.00	
686 x 1981 x 35mm (2' 3" x 6' 6")			48316	£116.00	
610 x 1981 x 35mm (2' 0" x 6' 6")			48317	£116.00	
533 x 1981 x 35mm (1' 9" x 6' 6")			48318	£116.00	
457 x 1981 x 35mm (1' 6" x 6' 6")			48319	£116.00	
926 x 2040 x 40mm Standard Metric			48329	£129.00	
826 x 2040 x 40mm Standard Metric			48338	£119.00	
726 x 2040 x 40mm Standard Metric			48337	£116.00	
626 x 2040 x 40mm Standard Metric			48336	£116.00	
526 x 2040 x 40mm Standard Metric			48335	£110.00	
Fireshield FD30		914 x 1981 x 44mm (3' 0" x 6' 6")		46480	£153.00
		864 x 1981 x 44mm (2' 10" x 6' 6")		46477	£153.00
	838 x 1981 x 44mm (2' 9" x 6' 6")		46414	£143.00	
	813 x 2032 x 44mm (2' 8" x 6' 8")		46439	£143.00	
	762 x 1981 x 44mm (2' 6" x 6' 6")		46411	£141.00	
	711 x 1981 x 44mm (2' 4" x 6' 6")		46415	£141.00	
	686 x 1981 x 44mm (2' 3" x 6' 6")		46416	£141.00	
	610 x 1981 x 44mm (2' 0" x 6' 6")		46417	£141.00	
	533 x 1981 x 44mm Standard Metric		46418	£141.00	
	457 x 1981 x 44mm Standard Metric		46419	£141.00	
	926 x 2040 x 44mm Standard Metric		46429	£153.00	
	826 x 2040 x 44mm Standard Metric		46438	£143.00	
	726 x 2040 x 44mm Standard Metric		46437	£141.00	
	626 x 2040 x 44mm Standard Metric		46436	£141.00	
	526 x 2040 x 44mm Standard Metric		46435	£141.00	
Firemaster FD60	914 x 1981 x 54mm (3' 0" x 6' 6")		13340	£433.00	
	838 x 1981 x 54mm (2' 9" x 6' 6")		13307	£422.00	
	762 x 1981 x 54mm (2' 6" x 6' 6")		13308	£422.00	
	813 x 2032 x 54mm (2' 8" x 6' 8")		13314	£418.00	
	686 x 1981 x 54mm (2' 3" x 6' 6")		13316	£418.00	
	926 x 2040 x 54mm Standard Metric		13329	£433.00	
	826 x 2040 x 54mm Standard Metric		13338	£422.00	
	726 x 2040 x 54mm Standard Metric		13337	£418.00	
626 x 2040 x 54mm Standard Metric		13336	£418.00		



Options can be ordered on all doors where suitable.

- Non standard sizes
 - Factory priming (face only)
 - Supply and fit intumescent seals to Fire doors
- Please see page 162 for further information.
- Fireshield FD30 fire rated.
 - Firemaster FD60 fire rated.



FSC® - applies to Standard Core and Firemaster ranges.
PEFC - applies to Semi Solid, Safe 'N' Sound and Fireshield ranges.





1 panel designs provide an ideal blank canvas. Consider adding mirrors or vinyls to personalise your doors.

Moulding detail

Premium vertical 5 panel moulded



Premium vertical 5 panel moulded



Vertical 5 panel 1 light clear etched glazed

Now one of the UK's best-selling door designs, the Vertical 5 Panel design incorporates intricate vertical lines in a panel moulded design. With high-quality textured faces, this astounding door provides the look and feel of a traditional timber door.

- Quality moulded panel facings.
- White base coated faces.
- Textured faces suitable for painting.
- Various core weight options available.
- Mobility and fire door options.
- New glazed option available. Suitable for domestic use only.
- Clear glass toughened to BS EN 12600 (non fire doors only).
- Option Plus factory servicing is available, see page 162 for details.
- FD30 Fire doors can now be trimmed by up to 10mm on the two long edges and bottom of the door. Making fitting simpler and more flexible for the installer.



OPTION PLUS
FACTORY DIRECT PRIMING

Options can be ordered on all doors where suitable.

- Non standard sizes
 - Factory priming (face only)
 - White factory paint finishing (face only)
 - Supply and fit intumescent seals to Fire doors
- Please see page 162 for further information.
- Fireshield FD30 fire rated.
 - Firemaster FD60 fire rated.

Standard Door Size	Premium vertical 5 panel moulded	
	Code	Price
914 x 1981 x 35mm (3' 0" x 6' 6")	37580	£71.00
864 x 1981 x 35mm (2' 10" x 6' 6")	37577	£71.00
838 x 1981 x 35mm (2' 9" x 6' 6")	37514	£63.00
813 x 2032 x 35mm (2' 8" x 6' 8")	37539	£63.00
762 x 1981 x 35mm (2' 6" x 6' 6")	37511	£61.00
711 x 1981 x 35mm (2' 4" x 6' 6")	37515	£61.00
686 x 1981 x 35mm (2' 3" x 6' 6")	37516	£61.00
610 x 1981 x 35mm (2' 0" x 6' 6")	37517	£61.00
926 x 2040 x 40mm Standard Metric	37529	£71.00
826 x 2040 x 40mm Standard Metric	37538	£63.00
726 x 2040 x 40mm Standard Metric	37537	£61.00
626 x 2040 x 40mm Standard Metric	37536	£61.00
914 x 1981 x 35mm (3' 0" x 6' 6")	41780	£87.00
864 x 1981 x 35mm (2' 10" x 6' 6")	41777	£87.00
838 x 1981 x 35mm (2' 9" x 6' 6")	41714	£79.00
762 x 1981 x 35mm (2' 6" x 6' 6")	41711	£76.00
686 x 1981 x 35mm (2' 3" x 6' 6")	41716	£76.00
610 x 1981 x 35mm (2' 0" x 6' 6")	41717	£76.00
926 x 2040 x 40mm Standard Metric	41729	£87.00
826 x 2040 x 40mm Standard Metric	41738	£79.00
726 x 2040 x 40mm Standard Metric	41737	£76.00
626 x 2040 x 40mm Standard Metric	41736	£76.00
914 x 1981 x 35mm (3' 0" x 6' 6")	38480	£129.00
864 x 1981 x 35mm (2' 10" x 6' 6")	38477	£129.00
838 x 1981 x 35mm (2' 9" x 6' 6")	38414	£119.00
762 x 1981 x 35mm (2' 6" x 6' 6")	38411	£116.00
686 x 1981 x 35mm (2' 3" x 6' 6")	38416	£116.00
610 x 1981 x 35mm (2' 0" x 6' 6")	38417	£116.00
926 x 2040 x 40mm Standard Metric	38429	£129.00
826 x 2040 x 40mm Standard Metric	38438	£119.00
726 x 2040 x 40mm Standard Metric	38437	£116.00
626 x 2040 x 40mm Standard Metric	38436	£116.00
914 x 1981 x 44mm (3' 0" x 6' 6")	40080	£153.00
864 x 1981 x 44mm (2' 10" x 6' 6")	40077	£153.00
838 x 1981 x 44mm (2' 9" x 6' 6")	40014	£143.00
813 x 2032 x 44mm (2' 8" x 6' 8")	40039	£143.00
762 x 1981 x 44mm (2' 6" x 6' 6")	40011	£141.00
711 x 1981 x 44mm (2' 4" x 6' 6")	40015	£141.00
686 x 1981 x 44mm (2' 3" x 6' 6")	40016	£141.00
610 x 1981 x 44mm (2' 0" x 6' 6")	40017	£141.00
926 x 2040 x 44mm Standard Metric	40029	£153.00
826 x 2040 x 44mm Standard Metric	40038	£143.00
726 x 2040 x 44mm Standard Metric	40037	£141.00
626 x 2040 x 44mm Standard Metric	40036	£141.00
914 x 1981 x 54mm (3' 0" x 6' 6")	40580	£433.00
838 x 1981 x 54mm (2' 9" x 6' 6")	40514	£422.00
813 x 2032 x 54mm (2' 8" x 6' 8")	40539	£422.00
762 x 1981 x 54mm (2' 6" x 6' 6")	40511	£418.00
686 x 1981 x 54mm (2' 3" x 6' 6")	40516	£418.00
926 x 2040 x 54mm Standard Metric	40529	£433.00
826 x 2040 x 54mm Standard Metric	40538	£422.00
726 x 2040 x 54mm Standard Metric	40537	£418.00
626 x 2040 x 54mm Standard Metric	40536	£418.00

Standard Door Size	Vertical 5 panel 1 light clear etched glazed	
	Code	Price
864 x 1981 x 35mm (2' 10" x 6' 6")	71777	£500.00
838 x 1981 x 35mm (2' 9" x 6' 6")	71714	£490.00
762 x 1981 x 35mm (2' 6" x 6' 6")	71711	£475.00
686 x 1981 x 35mm (2' 3" x 6' 6")	71716	£475.00
926 x 2040 x 40mm Standard Metric	71729	£500.00
826 x 2040 x 40mm Standard Metric	71738	£490.00
726 x 2040 x 40mm Standard Metric	71737	£475.00
626 x 2040 x 40mm Standard Metric	71736	£475.00

Pair Makers		
Code	Description	Price
61569	White primed pair maker	£50.00
61570	Oak pair maker	£65.00

Available for 35mm doors only

FSC® - applies to Standard Core unglazed and Firemaster ranges.
PEFC - applies to Semi Solid Core, Safe 'N' Sound and Fireshield ranges.





Interior 2 panel moulded



2 panel smooth

2 panel arch top textured

Providing subtle definition to the home in either the renowned standard two panel smooth design or the majestic textured arch top design, these 2 panel options are available in a broad range of imperial and metric sizes in a selection of core constructions.

- Quality moulded panel facings.
- White base coated faces.
- Textured and smooth faces suitable for painting.
- Suitable glazed options available, see pages 86-89.
- Mobility and fire door options.
- Option Plus factory servicing is available, see page 162 for details.
- New style glazed options available, see page 91.
- FD30 Fire doors can now be trimmed by up to 10mm on the two long edges and bottom of the door. Making fitting simpler and more flexible for the installer.



Code	Description	Price
61569	White primed pair maker	£50.00
61570	Oak pair maker	£65.00

Available for 35mm doors only



Standard Door Size	2 panel smooth		2 panel arch top textured	
	Code	Price	Code	Price
914 x 1981 x 35mm (3' 0" x 6' 6")	15480	£60.00	19780	£60.00
864 x 1981 x 35mm (2' 10" x 6' 6")	15477	£60.00	-	-
838 x 1981 x 35mm (2' 9" x 6' 6")	15414	£54.00	19714	£54.00
813 x 2032 x 35mm (2' 8" x 6' 8")	15439	£54.00	19739	£54.00
762 x 1981 x 35mm (2' 6" x 6' 6")	15411	£50.00	19711	£50.00
711 x 1981 x 35mm (2' 4" x 6' 6")	15415	£50.00	19715	£50.00
686 x 1981 x 35mm (2' 3" x 6' 6")	15416	£50.00	19716	£50.00
610 x 1981 x 35mm (2' 0" x 6' 6")	15417	£50.00	19717	£50.00
533 x 1981 x 35mm (1' 9" x 6' 6")	15418'	£50.00	19718	£50.00
457 x 1981 x 35mm (1' 6" x 6' 6")	15419'	£50.00	19719	£50.00
926 x 2040 x 40mm Standard metric	15429	£60.00	19729	£60.00
826 x 2040 x 40mm Standard metric	15438	£54.00	19738	£54.00
726 x 2040 x 40mm Standard metric	15437	£50.00	19737	£50.00
626 x 2040 x 40mm Standard metric	15436	£50.00	19736	£50.00
526 x 2040 x 40mm Standard metric	15435	£50.00	19735	£50.00
Standard Core				
914 x 1981 x 35mm (3' 0" x 6' 6")	16080	£77.00	01680	£77.00
864 x 1981 x 35mm (2' 10" x 6' 6")	16077	£77.00	-	-
838 x 1981 x 35mm (2' 9" x 6' 6")	16014	£70.00	01605	£70.00
762 x 1981 x 35mm (2' 6" x 6' 6")	16011	£67.00	01604	£67.00
686 x 1981 x 35mm (2' 3" x 6' 6")	16016	£67.00	01603	£67.00
610 x 1981 x 35mm (2' 0" x 6' 6")	16017	£67.00	01602	£67.00
533 x 1981 x 35mm (1' 9" x 6' 6")	-	-	01606	£67.00
457 x 1981 x 35mm (1' 6" x 6' 6")	-	-	01601	£67.00
926 x 2040 x 40mm Standard metric	16029	£77.00	01629	£77.00
826 x 2040 x 40mm Standard metric	16038	£70.00	01638	£70.00
726 x 2040 x 40mm Standard metric	16037	£67.00	01637	£67.00
626 x 2040 x 40mm Standard metric	16036	£67.00	01636	£67.00
526 x 2040 x 40mm Standard metric	16035	£67.00	01635	£67.00
Semi Solid Core				
914 x 1981 x 35mm (3' 0" x 6' 6")	17780	£120.00	12280	£120.00
864 x 1981 x 35mm (2' 10" x 6' 6")	17777	£120.00	-	-
838 x 1981 x 35mm (2' 9" x 6' 6")	17714	£112.00	12214	£112.00
762 x 1981 x 35mm (2' 6" x 6' 6")	17711	£108.00	12211	£108.00
686 x 1981 x 35mm (2' 3" x 6' 6")	17716	£108.00	12216	£108.00
610 x 1981 x 35mm (2' 0" x 6' 6")	17717	£108.00	12217	£108.00
533 x 1981 x 35mm (1' 9" x 6' 6")	17718'	£108.00	-	-
926 x 2040 x 40mm Standard metric	17729	£120.00	12229	£120.00
826 x 2040 x 40mm Standard metric	17738	£112.00	12238	£112.00
726 x 2040 x 40mm Standard metric	17737	£108.00	12237	£108.00
626 x 2040 x 40mm Standard metric	17736	£108.00	12236	£108.00
526 x 2040 x 40mm Standard metric	17735	£108.00	12235	£108.00
Safe 'N' Sound				
914 x 1981 x 44mm (3' 0" x 6' 6")	17880	£140.00	23080	£140.00
864 x 1981 x 44mm (2' 10" x 6' 6")	17877	£140.00	-	-
838 x 1981 x 44mm (2' 9" x 6' 6")	17814	£131.00	23014	£131.00
813 x 2032 x 44mm (2' 8" x 6' 8")	17839	£131.00	23039	£131.00
762 x 1981 x 44mm (2' 6" x 6' 6")	17811	£124.00	23011	£124.00
711 x 1981 x 44mm (2' 4" x 6' 6")	17815	£124.00	23015	£124.00
686 x 1981 x 44mm (2' 3" x 6' 6")	17816	£124.00	23016	£124.00
610 x 1981 x 44mm (2' 0" x 6' 6")	17817	£124.00	23017	£124.00
533 x 1981 x 44mm (1' 9" x 6' 6")	17818'	£124.00	23018	£124.00
457 x 1981 x 44mm (1' 6" x 6' 6")	17819'	£124.00	-	-
926 x 2040 x 44mm Standard metric	17829	£140.00	23029	£140.00
826 x 2040 x 44mm Standard metric	17838	£131.00	23038	£131.00
726 x 2040 x 44mm Standard metric	17837	£124.00	23037	£124.00
626 x 2040 x 44mm Standard metric	17836	£124.00	23036	£124.00
526 x 2040 x 44mm Standard metric	17835	£124.00	23035	£124.00
Fireshield FD30				
914 x 1981 x 54mm (3' 0" x 6' 6")	13240	£412.00	13210	£412.00
838 x 1981 x 54mm (2' 9" x 6' 6")	13237	£399.00	13207	£399.00
813 x 2032 x 54mm (2' 8" x 6' 8")	13235	£399.00	13205	£399.00
762 x 1981 x 54mm (2' 6" x 6' 6")	13234	£399.00	13204	£399.00
686 x 1981 x 54mm (2' 3" x 6' 6")	13232	£399.00	13202	£399.00
926 x 2040 x 54mm Standard metric	13238	£412.00	13208	£412.00
826 x 2040 x 54mm Standard metric	13236	£399.00	13206	£399.00
726 x 2040 x 54mm Standard metric	13233	£399.00	13203	£399.00
626 x 2040 x 54mm Standard metric	13231	£399.00	13201	£399.00
Firemaster FD60				

OPTION PLUS
FACTORY SERVICE

Options can be ordered on all doors where suitable. Please see page 162 for further information.

- Non standard sizes
- Factory priming (face only)
- White factory paint finishing (textured door face only)
- Supply and fit intumescent seals to Fire doors

■ Fireshield FD30 fire rated.
■ Firemaster FD60 fire rated.

¹ Two panel smooth 457mm (1'6") and 533mm (1'9") doors have reduced stile width.

FSC® – applies to Standard Core and Fireshield ranges.
 PEFC – applies to Semi Solid Core, Safe 'N' Sound and Fireshield ranges.



2 panel arch top textured



Interior 4 panel moulded



4 panel smooth / textured



4 panel arch top textured



4 panel bi-fold textured



4 panel arch top bi-fold textured

Standard Door Size	4 panel smooth		4 panel textured		4 panel arch top textured	
	Code	Price	Code	Price	Code	Price
914 x 1981 x 35mm (3' 0" x 6' 6")	13680	£60.00	12680	£60.00	98780	£60.00
864 x 1981 x 35mm (2' 10" x 6' 6")	13677	£60.00	12677	£60.00	-	-
838 x 1981 x 35mm (2' 9" x 6' 6")	13614	£54.00	12614	£54.00	98714	£54.00
813 x 2032 x 35mm (2' 8" x 6' 8")	13639	£54.00	12639	£54.00	98739	£54.00
762 x 1981 x 35mm (2' 6" x 6' 6")	13611	£50.00	12611	£50.00	98711	£50.00
711 x 1981 x 35mm (2' 4" x 6' 6")	13615	£50.00	12615	£50.00	98715	£50.00
686 x 1981 x 35mm (2' 3" x 6' 6")	13616	£50.00	12616	£50.00	98716	£50.00
610 x 1981 x 35mm (2' 0" x 6' 6")	13617	£50.00	12617	£50.00	98717	£50.00
533 x 1981 x 35mm (1' 9" x 6' 6")	13618 ⁴	£50.00	12618 ²	£50.00	-	-
457 x 1981 x 35mm (1' 6" x 6' 6")	13619 ²	£50.00	12619 ²	£50.00	-	-
926 x 2040 x 40mm Standard metric	13629	£60.00	12629	£60.00	98729	£60.00
864 x 2040 x 40mm Standard metric	-	-	12678	£60.00	-	-
826 x 2040 x 40mm Standard metric	13638	£54.00	12638	£54.00	98738	£54.00
726 x 2040 x 40mm Standard metric	13637	£50.00	12637	£50.00	98737	£50.00
626 x 2040 x 40mm Standard metric	13636	£50.00	12636	£50.00	98736	£50.00
526 x 2040 x 40mm Standard metric	13635 ²	£50.00	12635 ²	£50.00	98735	£50.00
914 x 1981 x 35mm (3' 0" x 6' 6")	15280	£77.00	11280	£77.00	13480	£77.00
864 x 1981 x 35mm (2' 10" x 6' 6")	15277	£77.00	11277	£77.00	-	-
838 x 1981 x 35mm (2' 9" x 6' 6")	15214	£70.00	11214	£70.00	13414	£70.00
762 x 1981 x 35mm (2' 6" x 6' 6")	15211	£67.00	11211	£67.00	13411	£67.00
686 x 1981 x 35mm (2' 3" x 6' 6")	15216	£67.00	11216	£67.00	13416	£67.00
610 x 1981 x 35mm (2' 0" x 6' 6")	15217	£67.00	11217	£67.00	13417	£67.00
533 x 1981 x 35mm (1' 9" x 6' 6")	15218 ⁴	£67.00	11218 ²	£67.00	-	-
457 x 1981 x 35mm (1' 6" x 6' 6")	15219 ²	£67.00	11219 ²	£67.00	-	-
926 x 2040 x 40mm Standard metric	15229	£77.00	11229	£77.00	13429	£77.00
864 x 2040 x 40mm Standard metric	-	-	11278	£77.00	-	-
826 x 2040 x 40mm Standard metric	15238	£70.00	11238	£70.00	13438	£70.00
726 x 2040 x 40mm Standard metric	15237	£67.00	11237	£67.00	13437	£67.00
626 x 2040 x 40mm Standard metric	15236	£67.00	11236	£67.00	13436	£67.00
526 x 2040 x 40mm Standard metric	15235 ²	£67.00	11235 ²	£67.00	13435	£67.00
914 x 1981 x 35mm (3' 0" x 6' 6")	15780	£120.00	19680	£120.00	14080	£120.00
864 x 1981 x 35mm (2' 10" x 6' 6")	15777	£120.00	19677	£120.00	-	-
838 x 1981 x 35mm (2' 9" x 6' 6")	15714	£112.00	19614	£112.00	14014	£112.00
762 x 1981 x 35mm (2' 6" x 6' 6")	15711	£108.00	19611	£108.00	14011	£108.00
686 x 1981 x 35mm (2' 3" x 6' 6")	15716	£108.00	19616	£108.00	14016	£108.00
610 x 1981 x 35mm (2' 0" x 6' 6")	15717	£108.00	19617	£108.00	14017	£108.00
533 x 1981 x 35mm (1' 9" x 6' 6")	15718 ⁴	£108.00	19618 ²	£108.00	-	-
457 x 1981 x 35mm (1' 6" x 6' 6")	15719 ²	£108.00	19619 ²	£108.00	-	-
926 x 2040 x 40mm Standard metric	15729	£120.00	19629	£120.00	14029	£120.00
864 x 2040 x 40mm Standard metric	-	-	19678	£120.00	-	-
826 x 2040 x 40mm Standard metric	15738	£112.00	19638	£112.00	14038	£112.00
726 x 2040 x 40mm Standard metric	15737	£108.00	19637	£108.00	14037	£108.00
626 x 2040 x 40mm Standard metric	15736	£108.00	19636	£108.00	14036	£108.00
526 x 2040 x 40mm Standard metric	15735 ²	£108.00	19635 ²	£108.00	14035	£108.00
914 x 1981 x 44mm (3' 0" x 6' 6")	□30380	£140.00	□23780	£140.00	□98880	£140.00
864 x 1981 x 44mm (2' 10" x 6' 6")	□30377	£140.00	□23777	£140.00	-	-
838 x 1981 x 44mm (2' 9" x 6' 6")	□30314	£131.00	□23714	£131.00	□98814	£131.00
813 x 2032 x 44mm (2' 8" x 6' 8")	□30339	£131.00	□23739	£131.00	□98839	£131.00
762 x 1981 x 44mm (2' 6" x 6' 6")	□30311	£124.00	□23711	£124.00	□98811	£124.00
711 x 1981 x 44mm (2' 4" x 6' 6")	□30315	£124.00	□23757	£124.00	□98857	£124.00
686 x 1981 x 44mm (2' 3" x 6' 6")	□30316	£124.00	□23716	£124.00	□98816	£124.00
610 x 1981 x 44mm (2' 0" x 6' 6")	□30317	£124.00	□23717	£124.00	□98852	£124.00
533 x 1981 x 44mm (1' 9" x 6' 6")	□30318 ⁴	£124.00	□23718 ²	£124.00	-	-
457 x 1981 x 44mm (1' 6" x 6' 6")	□30319 ²	£124.00	□23719 ²	£124.00	-	-
926 x 2040 x 44mm Standard metric	□30329	£140.00	□23729	£140.00	□98829	£140.00
864 x 2040 x 44mm Standard metric	-	-	□23778	£140.00	-	-
826 x 2040 x 44mm Standard metric	□30338	£131.00	□23738	£131.00	□98838	£131.00
726 x 2040 x 44mm Standard metric	□30337	£124.00	□23737	£124.00	□98837	£124.00
626 x 2040 x 44mm Standard metric	□30336	£124.00	□23736	£124.00	□98836	£124.00
526 x 2040 x 44mm Standard metric	□30335 ²	£124.00	□23735 ²	£124.00	□98835	£124.00
914 x 1981 x 54mm (3' 0" x 6' 6")	■13260	£412.00	■13270	£412.00	■13250	£412.00
838 x 1981 x 54mm (2' 9" x 6' 6")	■13257	£399.00	■13267	£399.00	■13247	£399.00
813 x 2032 x 54mm (2' 8" x 6' 8")	■13255	£399.00	■13265	£399.00	■13245	£399.00
762 x 1981 x 54mm (2' 6" x 6' 6")	■13254	£390.00	■13264	£390.00	■13244	£390.00
686 x 1981 x 54mm (2' 3" x 6' 6")	■13252	£390.00	■13262	£390.00	■13242	£390.00
926 x 2040 x 54mm Standard metric	■13258	£412.00	■13268	£412.00	■13248	£412.00
826 x 2040 x 54mm Standard metric	■13256	£399.00	■13266	£399.00	■13246	£399.00
726 x 2040 x 54mm Standard metric	■13253	£390.00	■13263	£390.00	■13243	£390.00
626 x 2040 x 54mm Standard metric	■13251	£390.00	■13261	£390.00	■13241	£390.00

Standard Door Size	4 panel bi-fold textured		Replacement Bi-fold Track & Fittings Pack	
	Code	Price	Code	Price
To suit opening size				
762 x 1981 x 35mm (2' 6" x 6' 6")	14867	£131.00	51122	£12.00
610 x 1981 x 35mm (2' 0" x 6' 6")	14865	£131.00	43083	£12.00

Pair Makers

Code	Description	Price
61569	White primed pair maker	£50.00
61570	Oak pair maker	£65.00

Available for 35mm doors only

OPTION PLUS
FIRE RATED & TRACKED

Options can be ordered on all doors where suitable.

- Non standard sizes
- Factory priming (face only)
- White factory paint finishing (textured door faces only)

• Supply and fit intumescent seals to Fire doors

Please see page 162 for further information.

- Fireshield FD30 fire rated.
- Firemaster FD60 fire rated.

² Two panels only. See Diagram.

⁴ Four panel smooth 533mm (1'9") doors are supplied as four panel design, with restricted stile width. See diagram.



4 panel arch top textured

Combining a traditional look with unparalleled performance properties, the enticing 4 panel moulded is available in either a delectably smooth finish or a realistic wood-grain texture with the four bold panels providing prominence to any room within the home.

- Quality moulded panel facings.
- White base coated faces.
- 4 panel textured and smooth faces suitable for painting.
- Glazed options available, see pages 86-89.
- Various core weight options available.
- Option Plus factory servicing is available, see page 162 for details.
- New style glazed options available, see page 91.
- FD30 Fire doors can now be trimmed by up to 10mm on the two long edges and bottom of the door. Making fitting simpler and more flexible for the installer.



FSC® – applies to Standard Core and Firemaster ranges.

PEFC – applies to Semi Solid Core, Safe 'N' Sound and Fireshield ranges.

Interior 5 panel smooth moulded



5 panel smooth

5 panel smooth
3/4 light clear glazed

5 panel smooth
5 light clear glazed



5 panel smooth

Effortlessly uniting a smooth as silk finish and five well-defined panels in a vertical design, this 5 panel smooth door is already a favourite amongst homeowners. Seamlessly adding character and sophistication to the home, this door is also available as a fire door and with two new glazed options.

- Quality moulded panel facings.
- White base coated faces.
- Smooth faces suitable for paint finishing.
- NEW clear glazed versions available
- Option plus factory servicing is available, see page 162 for details.
- Glazed options suitable for domestic use only.



	Standard Door Size		5 panel smooth	
			Code	Price
Standard Core	864 x 1981 x 35mm	(2' 10" x 6' 6")	58177	£60.00
	838 x 1981 x 35mm	(2' 9" x 6' 6")	58114	£54.00
	762 x 1981 x 35mm	(2' 6" x 6' 6")	58111	£50.00
	711 x 1981 x 35mm	(2' 4" x 6' 6")	58115	£50.00
	686 x 1981 x 35mm	(2' 3" x 6' 6")	58116	£50.00
	610 x 1981 x 35mm	(2' 0" x 6' 6")	58117	£50.00
	533 x 1981 x 35mm	(1' 9" x 6' 6")	58118	£50.00
	457 x 1981 x 35mm	(1' 6" x 6' 6")	58119	£50.00
	826 x 2040 x 40mm	Standard Metric	58138	£54.00
	726 x 2040 x 40mm	Standard Metric	58137	£50.00
	626 x 2040 x 40mm	Standard Metric	58136	£50.00
	Fireshield FD30	864 x 1981 x 44mm	(2' 10" x 6' 6")	58477
838 x 1981 x 44mm		(2' 9" x 6' 6")	58414	£131.00
762 x 1981 x 44mm		(2' 6" x 6' 6")	58411	£124.00
711 x 1981 x 44mm		(2' 4" x 6' 6")	58415	£124.00
686 x 1981 x 44mm		(2' 3" x 6' 6")	58416	£124.00
610 x 1981 x 44mm		(2' 0" x 6' 6")	58419	£124.00
826 x 2040 x 44mm		Standard Metric	58438	£131.00
726 x 2040 x 44mm		Standard Metric	58437	£124.00
FD60	838 x 1981 x 54mm	(2' 9" x 6' 6")	58514	£399.00
	762 x 1981 x 54mm	(2' 6" x 6' 6")	58511	£390.00

Standard Door Size	5 panel smooth 3/4 light glazed		5 panel smooth 5 light glazed	
	Code	Price	Code	Price
864 x 1981 x 35mm (2' 10" x 6' 6")	77877	£245.00	77977	£315.00
838 x 1981 x 35mm (2' 9" x 6' 6")	77814	£230.00	77914	£300.00
762 x 1981 x 35mm (2' 6" x 6' 6")	77811	£215.00	77911	£290.00
686 x 1981 x 35mm (2' 3" x 6' 6")	77816	£215.00	77916	£290.00
826 x 2040 x 40mm Standard Metric	77838	£230.00	77938	£300.00
726 x 2040 x 40mm Standard Metric	77837	£215.00	77937	£290.00
626 x 2040 x 40mm Standard Metric	77836	£215.00	77936	£290.00

Pair Makers

Code	Description	Price
61569	White primed pair maker	£50.00
61570	Oak pair maker	£65.00

Available for 35mm doors only



Options can be ordered on all doors where suitable.

Options can be ordered on all doors where suitable.

- Supply and fit intumescent seals to Fire doors
- Non standard sizes
- Factory priming (face only)

Please see page 162 for further information.

- Fireshield FD30 fire rated.
- Firemaster FD60 fire rated.

FSC® – applies to Standard Core and Firemaster ranges.

PEFC – applies to Semi Solid Core, Safe 'N' Sound and Fireshield ranges.





Interior 6 panel moulded



6 panel
Smooth / Textured



6 panel bi-fold

Found in many modern homes, the 6 panel moulded door is a timeless classic and allows homeowners to attain the traditional look and feel of a timber door at a competitive price. Available in smooth or textured finishes, the 6 panel is offered in a breadth of core options.

- Quality moulded panel facings.
- White base coated faces.
- Textured and smooth faces suitable for painting.
- Glazed options available, see pages 86-89.
- Various core weight options available.
- Option Plus factory servicing is available, see page 162 for details.
- New style glazed options available, see page 91.
- FD30 Fire doors can now be trimmed by up to 10mm on the two long edges and bottom of the door. Making fitting simpler and more flexible for the installer.



Standard Door Size	6 panel smooth		6 panel textured	
	Code	Price	Code	Price
914 x 1981 x 35mm (3' 0" x 6' 6")	13580	£60.00	12480	£60.00
864 x 1981 x 35mm (2' 10" x 6' 6")	13577	£60.00	12477	£60.00
838 x 1981 x 35mm (2' 9" x 6' 6")	13514	£54.00	12414	£54.00
813 x 2032 x 35mm (2' 8" x 6' 8")	13539	£54.00	12439	£54.00
762 x 1981 x 35mm (2' 6" x 6' 6")	13511	£50.00	12411	£50.00
711 x 1981 x 35mm (2' 4" x 6' 6")	13515	£50.00	12415	£50.00
686 x 1981 x 35mm (2' 3" x 6' 6")	13516	£50.00	12416	£50.00
610 x 1981 x 35mm (2' 0" x 6' 6")	13517	£50.00	12417	£50.00
533 x 1981 x 35mm (1' 9" x 6' 6")	13518 ³	£50.00	12418 ³	£50.00
457 x 1981 x 35mm (1' 6" x 6' 6")	13519 ³	£50.00	12419 ³	£50.00
926 x 2040 x 40mm Standard metric	13529	£60.00	12429	£60.00
826 x 2040 x 40mm Standard metric	13538	£54.00	12438	£54.00
726 x 2040 x 40mm Standard metric	13537	£50.00	12437	£50.00
626 x 2040 x 40mm Standard metric	13536	£50.00	12436	£50.00
526 x 2040 x 40mm Standard metric	13535 ³	£50.00	12435 ³	£50.00
914 x 1981 x 35mm (3' 0" x 6' 6")	21780	£77.00	20380	£77.00
864 x 1981 x 35mm (2' 10" x 6' 6")	21777	£77.00	20377	£77.00
838 x 1981 x 35mm (2' 9" x 6' 6")	21714	£70.00	20314	£70.00
762 x 1981 x 35mm (2' 6" x 6' 6")	21711	£67.00	20311	£67.00
686 x 1981 x 35mm (2' 3" x 6' 6")	21716	£67.00	20316	£67.00
610 x 1981 x 35mm (2' 0" x 6' 6")	21717	£67.00	20317	£67.00
533 x 1981 x 35mm (1' 9" x 6' 6")	21718 ³	£67.00	20318 ³	£67.00
457 x 1981 x 35mm (1' 6" x 6' 6")	21719 ³	£67.00	20319 ³	£67.00
926 x 2040 x 40mm Standard metric	21729	£77.00	20329	£77.00
826 x 2040 x 40mm Standard metric	21738	£70.00	20338	£70.00
726 x 2040 x 40mm Standard metric	21737	£67.00	20337	£67.00
626 x 2040 x 40mm Standard metric	21736	£67.00	20336	£67.00
526 x 2040 x 40mm Standard metric	21735 ³	£67.00	20335 ³	£67.00
914 x 1981 x 35mm (3' 0" x 6' 6")	25480	£120.00	23980	£120.00
864 x 1981 x 35mm (2' 10" x 6' 6")	25477	£120.00	23977	£120.00
838 x 1981 x 35mm (2' 9" x 6' 6")	25414	£112.00	23914	£112.00
762 x 1981 x 35mm (2' 6" x 6' 6")	25411	£108.00	23911	£108.00
686 x 1981 x 35mm (2' 3" x 6' 6")	25416	£108.00	23916	£108.00
610 x 1981 x 35mm (2' 0" x 6' 6")	25417	£108.00	23917	£108.00
533 x 1981 x 35mm (1' 9" x 6' 6")	25418 ³	£108.00	23918 ³	£108.00
457 x 1981 x 35mm (1' 6" x 6' 6")	25419 ³	£108.00	23919 ³	£108.00
926 x 2040 x 40mm Standard metric	25429	£120.00	23929	£120.00
826 x 2040 x 40mm Standard metric	25438	£112.00	23938	£112.00
726 x 2040 x 40mm Standard metric	25437	£108.00	23937	£108.00
626 x 2040 x 40mm Standard metric	25436	£108.00	23936	£108.00
526 x 2040 x 40mm Standard metric	25435 ³	£108.00	23935 ³	£108.00
914 x 1981 x 44mm (3' 0" x 6' 6")	24080	£140.00	23480	£140.00
864 x 1981 x 44mm (2' 10" x 6' 6")	24077	£140.00	23477	£140.00
838 x 1981 x 44mm (2' 9" x 6' 6")	24014	£131.00	23414	£131.00
813 x 2032 x 44mm (2' 8" x 6' 8")	24039	£131.00	23439	£131.00
762 x 1981 x 44mm (2' 6" x 6' 6")	24011	£124.00	23411	£124.00
711 x 1981 x 44mm (2' 4" x 6' 6")	24057	£124.00	23457	£124.00
686 x 1981 x 44mm (2' 3" x 6' 6")	24016	£124.00	23416	£124.00
610 x 1981 x 44mm (2' 0" x 6' 6")	24017	£124.00	23417	£124.00
533 x 1981 x 44mm (1' 9" x 6' 6")	24018 ³	£124.00	23418 ³	£124.00
457 x 1981 x 44mm (1' 6" x 6' 6")	24019 ³	£124.00	23419 ³	£124.00
926 x 2040 x 44mm Standard metric	24029	£140.00	23429	£140.00
826 x 2040 x 44mm Standard metric	24038	£131.00	23438	£131.00
726 x 2040 x 44mm Standard metric	24037	£124.00	23437	£124.00
626 x 2040 x 44mm Standard metric	24036	£124.00	23436	£124.00
526 x 2040 x 44mm Standard metric	24035 ³	£124.00	23435 ³	£124.00
914 x 1981 x 54mm (3' 0" x 6' 6")	13280	£412.00	13291	£412.00
838 x 1981 x 54mm (2' 9" x 6' 6")	13277	£399.00	13287	£399.00
813 x 2032 x 54mm (2' 8" x 6' 8")	13275	£399.00	13285	£399.00
762 x 1981 x 54mm (2' 6" x 6' 6")	13274	£390.00	13284	£390.00
686 x 1981 x 54mm (2' 3" x 6' 6")	13272	£390.00	13282	£390.00
926 x 2040 x 54mm Standard metric	13278	£412.00	13288	£412.00
826 x 2040 x 54mm Standard metric	13276	£399.00	13286	£399.00
726 x 2040 x 54mm Standard metric	13273	£390.00	13283	£390.00
626 x 2040 x 54mm Standard metric	13271	£390.00	13281	£390.00

Standard Door Size	6 panel bi-fold smooth		6 panel bi-fold textured		Replacement bi-fold track & fittings pack	
	Code	Price	Code	Price	Code	Price
To suit door opening size						
914 x 1981 x 35mm (3' 0" x 6' 6")	13368	£143.00	14768	£143.00	43081	£12.00
762 x 1981 x 35mm (2' 6" x 6' 6")	13367	£131.00	14767	£131.00	51122	£12.00
686 x 1981 x 35mm (2' 3" x 6' 6")	13366	£131.00	14766	£131.00	51123	£12.00
610 x 1981 x 35mm (2' 0" x 6' 6")	13365	£131.00	14765	£131.00	43083	£12.00

Pair Makers

Code	Description	Price
61569	White primed pair maker	£50.00
61570	Oak pair maker	£65.00

Available for 35mm doors only

OPTION PLUS
FACTORY GLAZING & FINISHES

Options can be ordered on all doors where suitable.

- Non standard sizes
- Factory priming (face only)
- White factory paint finishing (textured door faces only)
- Factory Glazing

• Supply and fit intumescent seals to Fire doors

Please see page 162 for further information.

- Fireshield FD30 fire rated.
- Firemaster FD60 fire rated.

³ Three panel only. See diagram right.



FSC® – applies to Standard Core and Firemaster ranges.
PEFC – applies to Semi Solid Core, Safe 'N' Sound and Fireshield range.



Canadian glazed



Saskatchewan
6 light clear glazed



Columbia
10 light clear glazed



Manitoba
6 light clear glazed



Ontario
10 light clear glazed

Standard Door Size	Saskatchewan 6 light glazed with chrome glazing bars	
	Textured	Price
864 x 1981 x 35mm (2' 10" x 6' 6")	93387	£570.00
838 x 1981 x 35mm (2' 9" x 6' 6")	93344	£550.00
762 x 1981 x 35mm (2' 6" x 6' 6")	93341	£530.00
826 x 2040 x 40mm Standard Metric	93348	£550.00
726 x 2040 x 40mm Standard Metric	93347	£530.00

Standard Door Size	Columbia 10 light glazed with chrome glazing bars	
	Textured	Price
838 x 1981mm x 35mm (2' 9" x 6' 6")	92564	£670.00
762 x 1981mm x 35mm (2' 6" x 6' 6")	92561	£650.00
726 x 2040mm x 40mm Standard Metric	92567	£650.00

Standard Door Size	Manitoba 6 light glazed with chrome glazing bars			
	Smooth	Price	Textured	Price
864 x 1981 x 35mm (2' 10" x 6' 6")	58824	£440.00	92287	£440.00
838 x 1981 x 35mm (2' 9" x 6' 6")	58823	£420.00	92264	£420.00
762 x 1981 x 35mm (2' 6" x 6' 6")	58821	£400.00	92261	£400.00
686 x 1981 x 35mm (2' 3" x 6' 6")	58819	£400.00	92263	£400.00
826 x 2040 x 40mm Standard Metric	58822	£420.00	92248	£420.00
726 x 2040 x 40mm Standard Metric	58820	£400.00	92247	£400.00
626 x 2040 x 40mm Standard Metric	58818	£400.00	92246	£400.00

Standard Door Size	Ontario 10 light glazed with chrome glazing bars			
	Smooth	Price	Textured	Price
864 x 1981mm x 35mm (2' 10" x 6' 6")	58842	£520.00	92487	£520.00
838 x 1981mm x 35mm (2' 9" x 6' 6")	58841	£500.00	92464	£500.00
762 x 1981mm x 35mm (2' 6" x 6' 6")	58839	£480.00	92461	£480.00
686 x 1981mm x 35mm (2' 3" x 6' 6")	58837	£480.00	92467	£480.00
610 x 1981mm x 35mm (2' 0" x 6' 6")	58835	£480.00	92465	£480.00
826 x 2040mm x 40mm Standard Metric	58840	£500.00	92448	£500.00
726 x 2040mm x 40mm Standard Metric	58838	£480.00	92447	£480.00
626 x 2040mm x 40mm Standard Metric	58836	£480.00	92446	£480.00
526 x 2040mm x 40mm Standard Metric	58834	£480.00	92445	£480.00

Pair Makers

Code	Description	Price
61569	White primed pair maker	£50.00
61570	Oak pair maker	£65.00

Available for 35mm doors only



OPTION PLUS
FACTORY'S DEFUROR

Options can be ordered on all doors where suitable.

- Factory priming (face only)

- White factory paint finishing (textured door faces only)

Please see page 162 for pricing and further information.





Chrome effect glazing bar

The premium Canadian Glazed collection encompasses a sophisticated range of elegantly designed doors, all supplied with individual clear bevelled glass panels. Available in four refined designs, each door harnesses its own individual style, providing natural light and an original finish to any home.

- Chrome effect glazing bar construction creates the six or ten light design.
- Individual clear bevelled glass panels toughened to BS EN 12600.
- Paper wrapped MDF or timber glazing cassette (at our option).
- When hanging pairs, ensure glass bevel is on the same side on both doors.
- Quality smooth or textured moulded panel facings.
- White base coated faces.
- Option Plus factory servicing is available, see page 162 for details.
- Pair maker available allowing for the creation of a door pair with any 35mm internal door.



Manhattan glazed



Manhattan half light clear glazed



Manhattan 6 light clear glazed



Manhattan 6 light arch top clear glazed



Manhattan full light clear glazed



Manhattan 10 light clear glazed



Manhattan 10 light arch top clear glazed



Manhattan 15 light clear glazed



White decorative leading detail.



Chrome decorative leading detail.

Standard Door Size	Manhattan half light clear glazed					Manhattan 6 light clear glazed					Manhattan 6 light arch top clear glazed	
	White leading		Chrome leading		Price	White leading		Chrome leading		Price	White leading	Price
	Smooth	Textured	Smooth	Textured		Smooth	Textured	Smooth	Textured		Textured	
864 x 1981 x 35mm (2' 10" x 6' 6")	59817	59825	65017	65025	£320.00	60521	59989	65163	65135	£320.00	59957	£350.00
838 x 1981 x 35mm (2' 9" x 6' 6")	59818	59826	65018	65026	£300.00	60522	59990	65164	65136	£300.00	59958	£330.00
762 x 1981 x 35mm (2' 6" x 6' 6")	59819	59827	65019	65027	£280.00	60523	59991	65165	65137	£280.00	59959	£310.00
686 x 1981 x 35mm (2' 3" x 6' 6")	59820	59828	65020	65028	£280.00	60524	59992	65166	65138	£280.00	59960	£310.00
926 x 2040 x 40mm Standard metric	59821	59829	65021	65029	£320.00	60525	59993	65167	65139	£320.00	59961	£350.00
826 x 2040 x 40mm Standard metric	59822	59830	65022	65030	£300.00	60526	59994	65168	65140	£300.00	59962	£330.00
726 x 2040 x 40mm Standard metric	59823	59831	65023	65031	£280.00	60527	59995	65169	65141	£280.00	59963	£310.00
626 x 2040 x 40mm Standard metric	59824	59832	65024	65032	£280.00	60528	59996	65170	65142	£280.00	59964	£310.00

Standard Door Size	Manhattan full light clear glazed					Manhattan 10 light clear glazed					Manhattan 15 light clear glazed					Manhattan 10 light arch top clear glazed		
	White leading		Chrome leading		Price	White leading		Chrome leading		Price	White leading		Chrome leading		Price	White leading	Price	
	Smooth	Textured	Smooth	Textured		Smooth	Textured	Smooth	Textured		Smooth	Textured	Smooth	Textured		Textured		
864 x 1981 x 35mm (2' 10" x 6' 6")	59801	59809	65001	65009	£395.00	59901	59909	65085	65093	£395.00	59917	59925	65101	65109	£395.00	59965	£440.00	
838 x 1981 x 35mm (2' 9" x 6' 6")	59802	59810	65002	65010	£375.00	59902	59910	65086	65094	£375.00	59918	59926	65102	65110	£375.00	59966	£420.00	
762 x 1981 x 35mm (2' 6" x 6' 6")	59803	59811	65003	65011	£355.00	59903	59911	65087	65095	£355.00	59919	59927	65103	65111	£355.00	59967	£400.00	
686 x 1981 x 35mm (2' 3" x 6' 6")	59804	59812	65004	65012	£355.00	59904	59912	65088	65096	£355.00	59920	59928	65104	65112	£355.00	59968	£400.00	
926 x 2040 x 40mm Standard Metric	59805	59813	65005	65013	£395.00	59905	59913	65089	65097	£395.00	59921	59929	65105	65113	£395.00	59969	£440.00	
826 x 2040 x 40mm Standard Metric	59806	59814	65006	65014	£375.00	59906	59914	65090	65098	£375.00	59922	59930	65106	65114	£375.00	59970	£420.00	
726 x 2040 x 40mm Standard Metric	59807	59815	65007	65015	£355.00	59907	59915	65091	65099	£355.00	59923	59931	65107	65115	£355.00	59971	£400.00	
626 x 2040 x 40mm Standard Metric	59808	59816	65008	65016	£355.00	59908	59916	65092	65100	£355.00	59924	59932	65108	65116	£355.00	59972	£400.00	

Pair Makers

Code	Description	Price
61569	White primed pair maker	£50.00
61570	Oak pair maker	£65.00

Available for 35mm doors only



OPTION PLUS

Options can be ordered on all doors where suitable.

- Non standard sizes
- Factory priming (face only)

- White factory paint finishing (textured door faces only)
 - FD30 options available on half and 6 light glazed doors.
- Please see page 162 for pricing and further information.





Manhattan 6 light clear glazed

When a modern glazed moulded door is required, look no further than the effortlessly stylish Manhattan range. Allowing natural light into the home to illuminate bleaker rooms, the Manhattan range is available with decorative chrome or white-effect leading on all square-top designs and white leading on arch-top styles.

- Single pane glazing with paper wrapped MDF or timber glazing cassette (at our option).
- Glazing bar effect created using white or chrome effect decorative leading.
- Clear glass toughened to BS EN 12600.
- Textured or smooth moulded panel facings.
- White base coated faces.
- Option Plus factory servicing is available, see page 162 for details.



Interior glazed moulded options



Half light glazed design code: M6H



Design code: M4M



Design code: M6M



Design code: M6E



Design code: M6G



Design code: M6H



Design code: M4G



To ensure your family and home is protected in the unfortunate case of a fire, select from Premdor's BWF-Certifire approved range of factory fabricated and fully-glazed fire doors. Available in FD30 and FD60 specifications, BWF-Certifire approval ensures all the necessary requirements of the building regulations are met *. For pricing and availability, please contact our Sales Centre.

- Door designs shown are available as Safe 'N' Sound and FD30 fire doors.
- FD60 fire doors available for M4M, M6M & M4G designs.
- Glazed FD30 fire doors are supplied with clear unwired fire rated glass fitted. Wired option also available.
- Obscure glass option available on Safe 'N' Sound doors only.
- Other glazing styles available upon request.
- Primed timber glazing cassette, or bead (foil wrapped MDF).
- Textured or smooth moulded panel facings.
- White base coated faces.

* Fire door performance is only guaranteed if the overall fire doorset assembly is correctly installed and maintained throughout the product's lifecycle.



All fireshield FD30 and firemaster FD60 fire doors are third party certified within the BWF Certifire Scheme. This means that every fire door is monitored and recorded throughout the production process, to arrive with the end user fully performance rated.

An important feature of the scheme is the unique BWF Certifire label. Designed to be tamper proof, this enables the door to be identified easily once installed. In addition, detailed information is supplied with each door, to assist installation.

Apertures should not be cut in fire doors on site. By doing so performance in a fire situation can become seriously impaired, and the original door certification is invalidated.

Premdor moulded skin fireshield FD30 and firemaster FD60 fire doors are compliant with British Standard testing and supported under audit by the BWF/Certifire accreditation scheme. This scope of approval includes glazed designs.

Fireshield doors are glazed to ensure performance integrity in a fire situation. Unglazed fire doors are not available.



OPTIONAL

Options can be ordered on all doors where suitable.

- Non standard sizes
- Factory priming (face only)
- White factory paint finishing (face only)

• Supply and fit intumescent seals to Fire doors

Please see page 162 for further information.

Please note that these options may not be available with some moulded panel

door sizes, due to technical limitations.

Fireshield doors are only available glazed to ensure performance integrity in a fire situation. Prices available on application.





2 light textured clear glazed



2 light textured obscure glazed



2 light smooth clear glazed



2 light smooth obscure glazed



Half light textured clear glazed



Half light textured obscure glazed



New for 2015, is an exciting range of moulded glazed doors to suit all pockets. Available with either clear or obscure glass for added privacy in textured or smooth finishes, these outstanding glazed doors perfectly complement existing moulded doors within the home.

- Available on a 35mm standard core construction in the most popular door sizes.
- Textured and smooth faces suitable for paint finishing.
- Quality white base coated faces.
- Glass toughened to BS EN 12600. Obscure glass is supplied in a Stippolyte style design.
- Option Plus factory servicing is also available (see page 162 for further information).
- Pair maker available allowing for the creation of a door pair – the latest interior design trend.

Pair Makers

Code	Description	Price
61569	White primed pair maker	£50.00
61570	Oak pair maker	£65.00

Available for 35mm doors only

Standard Door Size	2 light textured clear glazed		2 light textured obscure glazed		2 light smooth clear glazed		2 light smooth obscure glazed		Half light smooth clear glazed		Half light smooth obscure glazed	
	Code	Price	Code	Price	Code	Price	Code	Price	Code	Price	Code	Price
838 x 1981 x 35mm (2' 9" x 6' 6")	10614	£130.00	13014	£145.00	16414	£130.00	17314	£145.00	18814	£145.00	19514	£160.00
762 x 1981 x 35mm (2' 6" x 6' 6")	10611	£130.00	13011	£145.00	16411	£130.00	17311	£145.00	18811	£145.00	19511	£160.00
686 x 1981 x 35mm (2' 3" x 6' 6")	10616	£130.00	13016	£145.00	16416	£130.00	17316	£145.00	18816	£145.00	19516	£160.00



- Factory Priming (face only)
- See page 162 for pricing and further information
- White factory paint finishing (textured door faces only)

Interior flush paint grade plus



Paint grade plus

Lipped paint grade plus

When a timely and cost-effective door installation is required, Premdor's Paint Grade Plus range is just the answer. Dense and smooth door faces are factory pre-primed for easy on-site finishing, reducing decoration time and site cost. An alternative version with un-primed lipped edges is also available, but will require on-site preparation and finishing.

- Where a simple or minimalistic door appearance is required or necessary, a trouble-free paint grade flush product remains the popular choice.
- Paint grade plus offers real value and a cost effective solution where the contract budget or time is tight.
- Full PEFC chain of custody certification is standard making this door ideal for when contractual environmental statutes or compliance exists. Excludes Firemaster doors.
- Smooth, high density faces ensure that paint grade plus doors have the optimum base for a high quality painted finish.
- Doors are available in a lipped or un-lipped specification.

Standard Door Size	Paint grade plus		Lipped paint grade plus	
	Code	Price	Code	Price
864 x 1981 x 35mm (2' 10" x 6' 6")	13177	£57.00	35777	£64.00
838 x 1981 x 35mm (2' 9" x 6' 6")	13114	£50.00	35714	£57.00
813 x 2032 x 35mm (2' 8" x 6' 8")	13139	£50.00	35739	£57.00
762 x 1981 x 35mm (2' 6" x 6' 6")	13111	£49.00	35711	£55.00
711 x 1981 x 35mm (2' 4" x 6' 6")	13115	£49.00	35715	£55.00
686 x 1981 x 35mm (2' 3" x 6' 6")	13116	£49.00	35716	£55.00
610 x 1981 x 35mm (2' 0" x 6' 6")	13117	£49.00	35717	£55.00
533 x 1981 x 35mm (1' 9" x 6' 6")	13118	£49.00	35718	£55.00
457 x 1981 x 35mm (1' 6" x 6' 6")	13119	£49.00	35719	£55.00
381 x 1981 x 35mm (1' 3" x 6' 6")	13120	£49.00	35720	£55.00
610 x 1829 x 35mm (2' 0" x 6' 0")	13124	£49.00	35724	£55.00
926 x 2040 x 40mm Standard Metric	13129	£57.00	35731	£64.00
826 x 2040 x 40mm Standard Metric	13138	£50.00	35738	£57.00
726 x 2040 x 40mm Standard Metric	13137	£49.00	35737	£55.00
626 x 2040 x 40mm Standard Metric	13136	£49.00	35736	£55.00
526 x 2040 x 40mm Standard Metric	13135	£49.00	35735	£55.00
ExtraCore				
838 x 1981 x 35mm (2' 9" x 6' 6")	13180	£64.00	-	-
813 x 2032 x 35mm (2' 8" x 6' 8")	13187	£64.00	-	-
762 x 1981 x 35mm (2' 6" x 6' 6")	13181	£63.00	-	-
686 x 1981 x 35mm (2' 3" x 6' 6")	13182	£63.00	-	-
610 x 1981 x 35mm (2' 3" x 6' 6")	13183	£63.00	-	-
533 x 1981 x 35mm (1' 9" x 6' 6")	13184	£63.00	-	-
457 x 1981 x 35mm (1' 6" x 6' 6")	13185	£63.00	-	-
381 x 1981 x 35mm (1' 3" x 6' 6")	13186	£63.00	-	-
FireShield FD30				
914 x 1981 x 44mm	23155	£80.00	36955	£93.00
864 x 1981 x 44mm (2' 10" x 6' 6")	23177	£80.00	36977	£93.00
838 x 1981 x 44mm (2' 9" x 6' 6")	23114	£73.00	36914	£86.00
813 x 2032 x 44mm (2' 8" x 6' 8")	23139	£73.00	36939	£86.00
762 x 1981 x 44mm (2' 6" x 6' 6")	23111	£72.00	36911	£84.00
711 x 1981 x 44mm (2' 4" x 6' 6")	23115	£72.00	36967	£84.00
686 x 1981 x 44mm (2' 3" x 6' 6")	23116	£72.00	36916	£84.00
610 x 1981 x 44mm (2' 0" x 6' 6")	23117	£72.00	36917	£84.00
533 x 1981 x 44mm (1' 9" x 6' 6")	23118	£72.00	36918	£84.00
457 x 1981 x 44mm (1' 6" x 6' 6")	23119	£72.00	36919	£84.00
926 x 2040 x 44mm Standard Metric	23129	£80.00	36929	£93.00
826 x 2040 x 44mm Standard Metric	23138	£73.00	36938	£86.00
726 x 2040 x 44mm Standard Metric	23137	£72.00	36937	£84.00
626 x 2040 x 44mm Standard Metric	23136	£72.00	36936	£84.00
526 x 2040 x 44mm Standard Metric	23135	£72.00	36935	£84.00
426 x 2040 x 44mm Standard Metric	23134	£72.00	36934	£84.00

Standard Door Size	Paint grade plus	
	Code	Price
838 x 1981 x 54mm (2' 9" x 6' 6")	23183	£336.00
813 x 2032 x 54mm (2' 8" x 6' 8")	23182	£336.00
762 x 1981 x 54mm (2' 6" x 6' 6")	23181	£305.00
686 x 1981 x 54mm (2' 3" x 6' 6")	23180	£305.00
926 x 2040 x 54mm Standard Metric	23193	£343.00
826 x 2040 x 54mm Standard Metric	23192	£336.00
726 x 2040 x 54mm Standard Metric	23191	£305.00
626 x 2040 x 54mm Standard Metric	23190	£305.00

*Due to fire certification requirements the hardwood lippings on these doors is concealed.

Pair Makers

Code	Description	Price
61569	White primed pair maker	£50.00
61570	Oak pair maker	£65.00

Available for 35mm doors only

PAINT GRADE PLUS
ENVIRONMENTALLY FRIENDLY PREMIUM FINISH



OPTION PLUS
FIRE RATED

Options can be ordered on all doors where suitable.

Please check availability of new products prior to ordering.

- Factory glazing.
- Supply and fit intumescent seals to Fire doors. Please see page 162 for further information.
- FireShield FD30 fire rated.
- Firemaster FD60 fire rated.

PEFC does not apply to the Firemaster range.



PEFC
CHAIN OF CUSTODY
AS STANDARD

Interior flush popular paint grade



Supplied with PEFC chain of custody, Popular Paint Grade doors are ideal for locations where cost and practicality are top priorities. Encompassing unlacquered veneered faces, with lippings on the two long edges for easy installation, all best-selling sizes are available from stock.

- Popular is a paint grade veneered door. Faces and edges will require preparation before finishing on site.
- Lipped vertical edges.
- Glazed fireshield doors are supplied with clear wired fire rated glass.
- Wide range of factory cut apertured designs available, see page 95.



Popular paint grade

Un-lipped Popular paint grade



Standard Door Size	Popular		Un-lipped Popular	
	Code	Price	Code	Price
914 x 1981 x 35mm (3' 0" x 6' 6")	14155	£65.00	31855	£59.00
864 x 1981 x 35mm (2' 10" x 6' 6")	14177	£65.00	31877	£59.00
838 x 1981 x 35mm (2' 9" x 6' 6")	14114	£56.00	31814	£50.00
813 x 2032 x 35mm (2' 8" x 6' 8")	14139	£56.00	31839	£50.00
762 x 1981 x 35mm (2' 6" x 6' 6")	14111	£53.00	31811	£47.00
711 x 1981 x 35mm (2' 4" x 6' 6")	14115	£53.00	31815	£47.00
686 x 1981 x 35mm (2' 3" x 6' 6")	14116	£53.00	31816	£47.00
610 x 1981 x 35mm (2' 0" x 6' 6")	14117	£53.00	31817	£47.00
533 x 1981 x 35mm (1' 9" x 6' 6")	14118	£53.00	31818	£47.00
457 x 1981 x 35mm (1' 6" x 6' 6")	14119	£53.00	31819	£47.00
381 x 1981 x 35mm (1' 3" x 6' 6")	14120	£53.00	31820	£47.00
610 x 1829 x 35mm (2' 0" x 6' 0")	14124	£53.00	-	-
926 x 2040 x 40mm Standard Metric	14131	£65.00	31931	£59.00
826 x 2040 x 40mm Standard Metric	14138	£56.00	31838	£50.00
726 x 2040 x 40mm Standard Metric	14137	£53.00	31837	£47.00
626 x 2040 x 40mm Standard Metric	14136	£53.00	31836	£47.00
526 x 2040 x 40mm Standard Metric	14135	£53.00	31835	£47.00
426 x 2040 x 40mm Standard Metric	14134	£53.00	31834	£47.00
Standard Core				
838 x 1981 x 40mm (2' 9" x 6' 6")	14129	£56.00	31914	£50.00
813 x 2032 x 40mm (2' 8" x 6' 8")	14130	£53.00	31939	£50.00
762 x 1981 x 40mm (2' 6" x 6' 6")	14128	£53.00	31911	£47.00
686 x 1981 x 40mm (2' 3" x 6' 6")	14127	£53.00	31916	£47.00
610 x 1981 x 40mm (2' 0" x 6' 6")	14126	£53.00	31917	£47.00
533 x 1981 x 40mm (1' 9" x 6' 6")	14122	£53.00	-	-
457 x 1981 x 40mm (1' 6" x 6' 6")	14121	£53.00	-	-
40mm (1 7/8" Thick)				
838 x 1981 x 35mm (2' 9" x 6' 6")	14144	£78.00	-	-
813 x 2032 x 35mm (2' 8" x 6' 8")	14149	£78.00	-	-
762 x 1981 x 35mm (2' 6" x 6' 6")	14141	£69.00	-	-
686 x 1981 x 35mm (2' 3" x 6' 6")	14146	£69.00	-	-
610 x 1981 x 35mm (2' 0" x 6' 6")	14147	£69.00	-	-
533 x 1981 x 35mm (1' 9" x 6' 6")	14148	£69.00	-	-
457 x 1981 x 35mm (1' 6" x 6' 6")	14145	£69.00	-	-
ExtraCore				
914 x 1981 x 44mm (3' 0" x 6' 6")	22155	£90.00	31755	£84.00
864 x 1981 x 44mm (2' 10" x 6' 6")	22177	£90.00	31777	£84.00
838 x 1981 x 44mm (2' 9" x 6' 6")	22114	£80.00	31714	£75.00
813 x 2032 x 44mm (2' 8" x 6' 8")	22139	£80.00	31739	£75.00
762 x 1981 x 44mm (2' 6" x 6' 6")	22111	£78.00	31711	£71.00
711 x 1981 x 44mm (2' 4" x 6' 6")	22167	£78.00	31767	£71.00
686 x 1981 x 44mm (2' 3" x 6' 6")	22116	£78.00	31716	£71.00
610 x 1981 x 44mm (2' 0" x 6' 6")	22117	£78.00	31717	£71.00
533 x 1981 x 44mm (1' 9" x 6' 6")	22118	£78.00	31718	£71.00
457 x 1981 x 44mm (1' 6" x 6' 6")	22119	£78.00	31719	£71.00
926 x 2040 x 44mm Standard Metric	22129	£90.00	31729	£84.00
826 x 2040 x 44mm Standard Metric	22138	£80.00	31738	£75.00
726 x 2040 x 44mm Standard Metric	22137	£78.00	31737	£71.00
626 x 2040 x 44mm Standard Metric	22136	£78.00	31736	£71.00
526 x 2040 x 44mm Standard Metric	22135	£78.00	31735	£71.00
426 x 2040 x 44mm Standard Metric	22134	£78.00	31734	£71.00
Fireshield FD30				
838 x 1981 x 54mm (2' 9" x 6' 6")	17614	£321.00	-	-
813 x 2032 x 54mm (2' 8" x 6' 8")	17639	£321.00	-	-
762 x 1981 x 54mm (2' 6" x 6' 6")	17611	£290.00	-	-
686 x 1981 x 54mm (2' 3" x 6' 6")	17616	£290.00	-	-
926 x 2040 x 54mm Standard Metric	17629	£331.00	-	-
826 x 2040 x 54mm Standard Metric	17638	£321.00	-	-
726 x 2040 x 54mm Standard Metric	17637	£290.00	-	-
626 x 2040 x 54mm Standard Metric	17636	£290.00	-	-
Firemaster FD60				

OPTION
FACTORY SUPPLIED

Options can be ordered on all doors where suitable. Please see page 162 for further information.

- Non standard sizes.
- Supply and fit intumescent seals to Fire doors.
- Fireshield FD30 fire rated.
- Firemaster FD60 fire rated.



PEFC – applies to Standard core, Extra core and Fireshield doors.

Interior flush glazed fire doors

A variety of glazing options are available with all Paint Grade doors in Fireshield and Firemaster specifications, with popular styles available from stock. Appropriate styles adhere to both Part B and Part M of the Building Regulations, perfect for communal areas where mobility may be a consideration.

Style Code	Aperture Dimensions	Top Margin	Side Margin	FD30 Wired Glazed	FD30 Clear Glazed	FD30 Obscure Glazed
				Price*	Price*	Price*
1G±	450 x 450mm	127mm	‡	£155.00	£200.00	£260.00
3G	150 x 700mm	127mm	127mm	£140.00	£155.00	£210.00
7G	150 x 914mm	127mm	127mm	£150.00	£175.00	£215.00
8G§	508 x 914mm	127mm	‡	£230.00	£340.00	£540.00
10G†	245 x 245mm x 5no	127mm	‡	£252.00	£310.00	£875.00
16G	150 x 775mm top 700mm bottom	127mm	127mm	£195.00	£240.00	£400.00
18G	150 x 1150mm	406mm	127mm	£170.00	£200.00	£280.00
19G	400 x 1654mm ¹	127mm	‡	£360.00	£505.00	-
19G	508 x 1654mm ²	127mm	‡	£400.00	£550.00	-
20G	150 x 1440mm	127mm	127mm	£185.00	£230.00	£295.00
21G	150 x 775mm top 150 x 450mm bottom	127mm	127mm	£215.00	£230.00	-
22G	245 x 245mm x 4no	#	‡	£215.00	£275.00	£375.00
23G	200 x 400mm x 3no	#	‡	£235.00	£270.00	£370.00
24G	400 x 200mm x 3no	#	‡	£235.00	£270.00	£370.00
25G	150 x 1440mm	#	127mm	£200.00	£250.00	£340.00
26G	245 x 245mm x 4no	#	127mm	£215.00	£280.00	£375.00
27G	200 x 300mm x 4no	#	127mm	£240.00	£280.00	£380.00
28G	200 x 400mm x 3no	#	127mm	£235.00	£270.00	£370.00
29G	150 x 1440mm	#	‡	£200.00	£250.00	£340.00



■ Fireshield FD30 fire rated. ■ Firemaster FD60 fire rated. ■ Part M Mobility

*Add price of glazing to price of required door.

Popular Sizes are available from stock

Standard Door Size		Popular 1G		Popular 3G		Popular 16G		Popular 18G	
		Code	Price	Code	Price	Code	Price	Code	Price
Wired Fireshield FD30	838 x 1981 x 44mm (2' 9" x 6' 6")	■ 22264	£235.00	■ 22277	£218.00	■ 22285	£274.00	■ 22267	£247.00
	762 x 1981 x 44mm (2' 6" x 6' 6")	■ 22263	£233.00	■ 22276	£216.00	■ 22284	£272.00	■ 22266	£245.00
	926 x 2040 x 44mm Standard Metric	■ 22262	£245.00	■ 22278	£228.00	■ 22286	£284.00	■ 22269	£257.00
	826 x 2040 x 44mm Standard Metric	■ 22261	£235.00	■ 22279	£218.00	■ 22287	£274.00	■ 22268	£247.00
Un-wired Fireshield FD30	838 x 1981 x 44mm (2' 9" x 6' 6")	■ 69701	£280.00	■ 69705	£233.00	■ 69709	£321.00	■ 69713	£281.00
	762 x 1981 x 44mm (2' 6" x 6' 6")	■ 69700	£278.00	■ 69704	£231.00	■ 69708	£319.00	■ 69712	£279.00
	926 x 2040 x 44mm Standard Metric	■ 69703	£290.00	■ 69707	£243.00	■ 69711	£331.00	■ 69715	£291.00
	826 x 2040 x 44mm Standard Metric	■ 69702	£280.00	■ 69706	£233.00	■ 69710	£321.00	■ 69714	£281.00

OPTION PLUS

Options can be ordered on all doors where suitable.

Please check availability of new products prior to ordering.

• Non standard sizes

• Supply and fit intumescent seals to Fire doors. Please see page 162 for further information.

■ Fireshield FD30 fire rated.

■ Firemaster FD60 fire rated.

‡ Side margin variable according to door width.

Top margin variable depending on the height of the door.

§ Not available in doors less than 762mm wide.

¹ 610-686mm widths.

² 726-926mm widths.

4 Easy Steps To Select, Price And Order Your Door

- 1 Choose door size**
Select your choice of door size from page 94.
- 2 Locate fire door code and price**
Using your chosen door size select the product code and price from the tables on pages 94. E.g. popular paint grade, 762x1981x44mm FD30 - Code 22111 £78.
- 3 Choose glazing design option**
Select a glazing option from the designs shown above, e.g. 16G
- 4 Choose glass type and calculate price**
From the table above, choose the type of glass required, find the corresponding price and add to the price of the door. E.g. 16G FD30 Wired Glass = £194 plus £78 (cost of door) = £272 in total.



Interior lever furniture

A high quality range of lever furniture, locks & latches and door closers

All are designed to compliment any interior door and available in a wide selection of finishes.




Lever on rose designs

Available in an array of luxurious designs in both single and dual finishes, Premdor's range of lever on rose furniture will captivate any architect or interior designer.



Westminster

Code	Product title	Description	Price
63552	Westminster	Polished chrome plated & satin chrome lever on rose	£23.00 Set



Lynx

Code	Product title	Description	Price
63526	Lynx	Polished chrome lever on rose	£18.00 Set



Truro

Code	Product title	Description	Price
63553	Truro	Polished chrome plated & satin chrome lever on rose	£23.00 Set



Neptune

Code	Product title	Description	Price
63527	Neptune	Polished lever on rose	£18.00 Set



Enterprise


Code	Product title	Description	Price
63554	Enterprise	Polished chrome & black nickel plated lever on rose	£23.00 Set





Lincoln

Code	Product title	Description	Price
63643	Lincoln	Polished & satin chrome lever on rose	£24.00 Set



Turquoise

Code	Product title	Description	Price
63652	Turquoise	Polished & satin chrome lever on rose	£23.00 Set



Durham

Code	Product title	Description	Price
63644	Durham	Polished & satin chrome lever on rose	£24.00 Set



Falcon

Code	Product title	Description	Price
63649	Falcon	Polished & satin chrome lever on rose	£20.00 Set



Euro



Standard

Escutcheon

Code	Product title	Description	Price
63550	Euro Escutcheon	Euro polished chrome	£6.00 Set
63645	Euro Escutcheon	Euro polished & satin chrome	£7.00 Set
63646	Euro Escutcheon	Euro polished chrome and black nickel plated	£7.00 Set
63551	Standard Escutcheon	Standard polished chrome	£6.00 Set
63647	Standard Escutcheon	Standard polished & satin chrome	£6.00 Set
63648	Standard Escutcheon	Standard polished chrome and black nickel plated	£6.00 Set



Bathroom

Turn & release on round rose




Code	Product title	Description	Price
63525	Turn & release round	Polished chrome bathroom turn & release	£10.00 Set
63650	Turn & release round	Polished & satin chrome bathroom turn & release	£14.00 Set
63651	Turn & release round	Polished chrome & black nickel turn & release	£14.00 Set

NB: Free delivery on all orders over £100+VAT for the list prices of products shown on pages 96-99. For orders under £100 there is a £15 delivery charge.

Interior lever furniture

Lever on backplate designs

Premdor provides an extensive range of lever furniture on either square or rounded backplates, in brass or polished chrome finishes, perfectly complementing any room scheme.



Sorrento

Code	Product title	Description	Price
Sorrento short polished brass (PB)			
63508	Sorrento	To suit Short Polished Brass Std Lock 57mm c/c	£14.00 set
63509	Sorrento	To suit Short Polished Brass Latch	£14.00 set
63510	Sorrento	To suit Short Polished Brass Bathroom 57mm c/c	£14.00 set
Sorrento short polished chrome (CP)			
63511	Sorrento	Short Polished Chrome Std Lock 57mm c/c	£12.00 set
63512	Sorrento	Short Polished Chrome Latch	£12.00 set
63513	Sorrento	Short Polished Chrome Bathroom 57mm c/c	£14.00 set

Capri

Code	Product title	Description	Price
Capri polished brass (PB)			
63501	Capri	To suit Polished brass std lock 57mm c/c	£14.00 set
63502	Capri	To suit Polished brass latch	£14.00 set
63503	Capri	To suit Polished brass bathroom 57mm c/c	£16.00 set
Capri polished chrome (CP)			
63505	Capri	To suit Polished chrome std lock 57mm c/c	£14.00 set
63506	Capri	To suit Polished chrome latch	£14.00 set
63507	Capri	To suit Polished chrome bathroom 57mm c/c	£14.00 set

Contemporary

Code	Product title	Description	Price
Contemporary			
63514	Contemporary	Polished Chrome Std Lock 57mm c/c	£12.00 set
63515	Contemporary	Polished Chrome Long Face Plate Latch	£12.00 set
63516	Contemporary	Polished Chrome Bathroom 57mm c/c	£14.00 set

Roma

Code	Product title	Description	Price
Roma Polished Chrome (CP)			
63540	Roma	Polished Chrome Std Lock 57mm c/c	£13.00 set
63541	Roma	Polished Chrome Long Latch	£13.00 set
63542	Roma	Polished Chrome Bathroom 57mm c/c	£14.00 set

Trieste

Code	Product title	Description	Price
Trieste Short Polished Chrome (CP)			
63520	Trieste	Short Polished Chrome Std Lock 57mm c/c	£15.00 set
63521	Trieste	Short Polished Chrome Latch	£15.00 set
63522	Trieste	Short Polished Chrome Bathroom 57mm c/c	£16.00 set

Budget SAA

Code	Product title	Description	Price
Budget Aluminum SAA			
63517	Budget SAA	SAA Std Lock 57mm c/c	£7.00 set
63518	Budget SAA	SAA Short Latch	£7.00 set
63519	Budget SAA	SAA Bathroom 57mm c/c	£9.00 set

Key:

c/c = position of centres
CP = chrome plated

PB = polished brass
SAA = satin anodised aluminium



NB: Free delivery on all orders over £100+VAT for the list prices of products shown on pages 96-99. For orders under £100 there is a £15 delivery charge.


Locks, latches & door closers

Gridlock Security Products

- **CE** Marked Locks and Latches tested to EN12209:2003
- British designed.
- Incorporates the unique patented 'Rotalatch' latch bolt reverse feature.
- Available with polished Stainless Steel or Radiant Brass forends & striker plates, square or radius.
- The only contract lock range to be supplied complete with a nylon box keep as standard.
- Further products are available to compliment this range.
- Available for site fitting only.

CE Marked Hinges Tested to EN1935:2002

- Steel hinge to suit almost every domestic application.
- Light duty hinges for light weight doors.
- CE marked Grade 13 hinges for heavy communal area doors. EN Tested to EN12209:2003



GRIDLOCK®

DON'T JUST LOCK IT, **GRIDLOCK** IT!

Code	Product title	Description	Price exc. vat
Locks & Latches - Gridlock Contract Range			
63601	CE Tubular Latch	65mm PSS Mortice Tubular Latch	£3.00 each
63602	CE Tubular Latch	65mm RB Mortice Tubular Latch	£3.00 each
63603	CE Bathroom Lock	65mm PSS Mortice Bathroom Lock	£6.00 each
63604	CE Bathroom Lock	65mm RB Mortice Bathroom Lock	£6.00 each
63621	CE Tubular Latch	75mm PSS Mortice Tubular Latch	£2.00 each
63622	CE Tubular Latch	75mm RB Mortice Tubular Latch	£2.00 each
63623	CE Bathroom Lock	75mm PSS Mortice Bathroom Lock	£7.00 each
63624	CE Bathroom Lock	75mm RB Mortice Bathroom Lock	£7.00 each

Code	Product title	Description	Price exc. vat
Nightlatches - Rim			
63605	Roller Rim Nightlatch PB Rollerbolt Rim Nightlatch Case		£24.00 each
63625	Cylinder		£15.00 each

Code	Product title	Description	Price exc. vat
BS3621 5 lever locks			
63606	BS3621 5L sashlock	65mm PB BS3621 5 lever sashlock	£24.00 each
63607	BS3621 5L sashlock	65mm SS BS3621 5 lever sashlock	£24.00 each
63608	BS3621 5L deadlock	65mm PB BS3621 5 lever deadlock	£24.00 each
63609	BS3621 5L deadlock	65mm SS BS3621 5 lever deadlock	£24.00 each
63626	BS3621 5L sashlock	75mm PB BS3621 5 lever sashlock	£26.00 each
63627	BS3621 5L sashlock	75mm SS BS3621 5 lever sashlock	£26.00 each
63628	BS3621 5L deadlock	75mm PB BS3621 5 lever deadlock	£25.00 each
63629	BS3621 5L deadlock	75mm SS BS3621 5 lever deadlock	£25.00 each

Code	Product title	Description	Price exc. vat
Hinges			
63618	Button Tipped Hinge	75 x 50mm CP strong button tipped butt hinge	£4.00 pair
63630	Button Tipped Hinge	75 x 50mm SCP strong button tipped butt hinge	£4.00 pair
63619	Button Tipped Hinge	75 x 50mm EB strong button tipped butt hinge	£4.00 pair
63610	CE Button Tipped Hinge	100 x 75mm CP strong button tipped butt hinge	£6.00 pair
63611	CE Button Tipped Hinge	100 x 75mm SCP strong button tipped butt hinge	£6.00 pair
63612	CE Button Tipped Hinge	100 x 75mm EB strong button tipped butt hinge	£6.00 pair

Code	Product title	Description	Price exc. vat
CE marked grade 11 hinges			
63613	CE Ball Bearing Butt	100 x 75mm CP steel ball bearing butt hinge	£6.00 pair

Code	Product title	Description	Price exc. vat
CE Marked Grade 13 Hinges			
63614	CE Ball Bearing Butt	100 x 75mm PSS stainless steel ball bearing butt	£9.00 pair

Code	Product title	Description	Price exc. vat
Fire Tested Spring Hinges			
63615	Spring Hinge	100 x 75mm CP spring hinge	£14.00 pair

Code	Product title	Description	Price exc. vat
Door Closer - Jamb Fixed			
63616	Concealed Closer	EB concealed jamb-fixed door closer	£5.00 each
63631	Concealed Closer	NP concealed jamb-fixed door closer	£5.00 each

Code	Product title	Description	Price exc. vat
CE Marked Overhead Door Closer			
63617	2-5 Overhead Closer	Silver 2/5 Overhead Door Closer	£60.00 each

CE Gridlock Security Product **CE** Marked Locks & Latches



DorFab introduction



A range of innovative doorsets, designed for internal use, flexible living and apartment entrances.

102



106



SpeedSet Plus is a cost effective way of fitting an internal door and frame without traditional costly joinery skills. This unique doorset can be easily adjusted by +/- 10mm to accommodate variations within a given wall thickness.

- ✓ Factory pre-assembled doorsets*
- ✓ Unique frame adjustment
- ✓ Installed in approximately 20 minutes
- ✓ Pre-mitred architrave
- ✓ Concealed fixings
- ✓ No joinery skills required
- ✓ Save time, reduce cost

* Applies to single leaf doorsets only

For those looking for something special in a commercial or public environment, solid rebated doorsets (SRB) is a complete internal fire doorset and ironmongery package tailored to suit all types of establishments.

- ✓ Timber frame factory pre-assembled doorsets*
- ✓ Solid rebated timber frame
- ✓ Available as pairs
- ✓ Large selection of fire rated doors
- ✓ Saves time
- ✓ Reduce costs



107



SPEEDROBE
QUICK FIT, SLIDING WARDROBE SYSTEMS

108



SOUNDSECURE
FD30 & FD60 SECURED BY DESIGN INTERNAL APARTMENT ENTRANCE DOORSETS

SpeedRobe sliding wardrobe systems are a stylish and flexible way of giving your room an extra special feel. Offering fantastic value for money, they can transform unused space, add storage and offer a focal point to your living space.

- ✓ Sliding wardrobe system
- ✓ Rapid installation
- ✓ Use with most door styles
- ✓ Pre-mitred architrave
- ✓ Concealed fixings
- ✓ Create storage
- ✓ Utilise unused space

When an attractive apartment entrance doorset is required with outstanding fire, security and sound reduction properties, SoundSecure doorsets offer a readily available solution to the complex performance demands of apartment entrances.

- ✓ Pre-assembled flat entrance doorsets
- ✓ Secured by Design
- ✓ Available in FD30 and FD60 core options
- ✓ 3 point espagnolette locking system
- ✓ Eco or Timber frame options
- ✓ Compliant with building regulations
- ✓ Be safe, be secure

SpeedSet plus - internal doorset system



Adjustable internal pre-hung doorset allowing easy modification for variation within a given wall thickness.



The perfect solution for imperfect walls

Width adjustable SpeedSet Plus can quickly and easily be adjusted by +/- 10mm to take up variation in wall thickness. Except 77mm wide lining which only adjusts in the plus direction and 300mm which adjust in the minus direction only.



The smart way to...

- ✓ Save time
- ✓ Reduce cost
- ✓ Ensure quality

Why is SpeedSet unique



SpeedSet Plus has the ability to adjust the width of the lining by +/- 10mm to allow for variation in wall thickness (with the exception of the 77mm and 300mm linings).



SpeedSet Plus is available for use with wall widths from 77mm and up to 300mm.



Minimal tools required and no trained joinery skills required.



Rapid installation: doorsets can be installed in approximately 20 minutes.

Quick reference guide to your kit components

DOOR

- SpeedSet Plus can be supplied with all door options shown of pages 104-105.
- FD30 fire doors and door pairs available. (Pairs supplied unassembled for ease of transportation and handling).

ARCHITRAVE

- Supplied pre-mitred.
- Supplied cut to length.
- Various styles available.

IRONMONGERY

- Factory pre-fitted CE Marked latch/lock options.
- Door handles are sold separately.

LINING

- White re-coatable foil faced 25mm moisture resistant MDF linings.
- Adjustable linings.
- +/- 10mm adjustment with the exception of the 77mm lining = +10mm and 300mm lining = -10mm only.
- Lining widths, 77,90,95,100,115,125, 133,150 to 300mm.
- Minimal site decoration.

HINGES


- Pre-hung on three adjustable hinges.
- Allows adjustment to stop gap.
- Optional Class 13 CE Marked ball bearing hinges available on 44mm doors.

DOOR STOP

- 12mm factory fitted door stop as standard.

FIXING PACK

- Components and step by step fixing instructions.
- All screws are plated to eliminate rust.



DELIVERY

SpeedSet Plus can be delivered in plot lots as required by your build programme. Individual doorsets are packaged and braced for safe transportation and storage.



scan here



Watch our installation videos on YouTube
www.youtube.com/premdor




Full details are shown in our SpeedSet Plus doorset literature. Please call 0844 209 0008 and request your copy or download from www.premdor.co.uk

SpeedSet plus – options

Door designs and finishes

SpeedSet Plus doorsets are available in all designs featured below in a variety of core constructions complete with all necessary components apart from the handles.

Available in Semi Solid or Safe 'N' Sound at our option.




Available in Safe 'N' Sound and FD30 fire door options.




Available in 35mm Solid core and FD30 fire doors options excluding Oak & Ash 16G which are FD30 only.



Available in Standard core and FD30 fire door options. White oak also available in solid core.



Available in Standard core and FD30 fire door options, 40mm thick doors are available in popular paint grade only.



Ironmongery options

N.B - Door handles are not provided.



65mm Latch
 CE Marked chrome effect



Bath Lock
 CE Marked chrome effect



Five Lever Sash Lock
 Chrome effect
 (Euro cylinder lock and fire brigade lock available)




Roller Catch
 Chrome effect
 (applies to door pairs only)



Shootbolt (optional)
 Chrome effect (applies to door pairs only)



Adjustable Hinge
 Chrome effect (standard) or optional White




Ball Bearing Hinge, Class 13 CE Marked
 Chrome effect or Silver
 (optional 44mm FD30 doors only)

Available in Standard Core, Semi Solid, Safe 'N' Sound and FD30 fire door options, excluding 5 panel smooth which is available in standard core and FD30 only.



Ladder moulded 1 panel moulded Horizontal 4 line moulded Vertical 5 panel moulded 2 panel smooth 2 panel arch top textured 4 panel smooth / textured 4 panel arch top textured 5 panel smooth moulded 6 panel smooth / textured

Available in Solid core and FD30 fire door options.



White Laminate Oak foil plus Walnut foil plus

Available in Solid core and FD30 fire door options.



Scandinavian Horizontal veneer match Scandinavian 2 stile veneer match Ebony veneer match Wenge veneer match White oak 2 stile veneer match Walnut 2 stile veneer match Oak veneer match Ash veneer match Walnut veneer match Durador veneer match Oak veneer match 16G glazed clear or wired Ash veneer match 16G glazed clear or wired Innova™ ash veneer Innova™ white oak veneer

Available in FD30 fire doors only.



Design: 1G Design: 3G Design: 7G Design: 8G Design: 10G Design: 16G Design: 18G Design: 19G Design: 20G Design: 21G Design: 22G Design: 23G Design: 24G Design: 25G



Design: 26G Design: 27G Design: 28G Design: 29G

Architrave types

Architraves are supplied unassembled, but cut to length, pre-mitred and machined for 'butterfly' joining clips to connect the components together. Final installation on site is completed by gluing the architrave into the pre-machined architrave groove in the door lining using a 'no nails' type adhesive.

White re-coatable foil faced finish frame and architrave requiring minimum on site decoration, therefore significantly easier to paint than a traditional primed MDF or timber lining.



Contemporary 58mm



Ogee 58mm



Torus 58mm & 69mm

Additional information

Glazed doors

Glazed doors are supplied with glass meeting the requirements of BS EN 12600. Factory glazed moulded, veneer and veneer match FD30 fire doors are available with either clear or wired glass.

Pairs

Pairs of doors are supplied with square, unrebated meeting stiles. For ease of handling, these doorsets are delivered unassembled, apart from horizontal 4 line moulded and veneer match options which are not available.

Sound reduction option (44mm)

Sets with improved acoustic performance for use within domestic dwellings are available. These doorsets can be used where a 29dB sound reduction is required. Applies to single leaf doorsets only. Please contact Premdor for further details.



Accessory pack

All SpeedSet Plus doorsets are supplied with a pack containing all required fixing components, brackets, architrave joint clips, and screws.

N.B - Images are for illustration purposes only.

OPTION PLUS
FACTORY SUPPLIED

Options can be ordered on all doors where suitable.

- Factory priming (textured door faces only), edge banding optional.
- Non standard sizes.
- Factory glazing.
- Supply and fit intumescent seals to fire doors.

Please see page 162 for further information.



Solid rebated doorsets (SRB)



Timber framed internal doorset.




Solid Rebated Doorset (SRB) benefits:


- Compatible with FD30 (44mm) and FD60 (54mm) doors only. Non fire rated option available.
- Doorsets are fully Certifire approved once correctly installed to Certifire guidelines.
- A wide range of doors & sizes including glazed options available.
- FD30 doorsets are supplied with a softwood frame, FD60 door frames are hardwood, ready for on-site painting.
- Pairs and un-equal pairs available.
- Single doorsets are pre-hung and pre-fitted with ball-bearing hinges.
- Numerous lock types available including FB2 or Euro-sash lock.
- Architraves are not supplied.

Frame detail

FCX (FD30) - Softwood



FCX (FD60) - Hardwood



For further information please call **0844 209 0008**
or email **estimating@premdor.com**

SpeedRobe - sliding wardrobe system

SPEEDROBE
QUICK FIT, SLIDING WARDROBE SYSTEMS

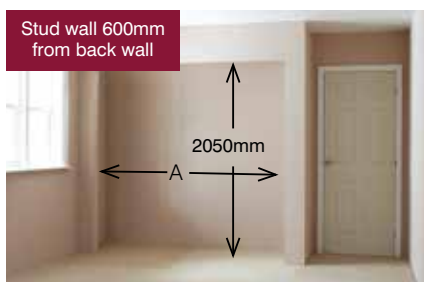
An affordable kit to self-build a unique range of sliding wardrobe systems to match your internal doors.

SpeedRobe benefits:

- Kit contains everything except the doors.
- Stud wall must be 74mm to 105mm thick, 600mm from the back wall with a hole to fit the SpeedRobe. Hole in stud wall must always be 2050mm high.
- Kit made from re-coatable foil wrapped MDF that can easily be painted after installation to match the architrave and skirting in the room.
- Can be used with any design (excluding glazed) of 1981mm x 35mm Premdor interior door of any size in the table below.
- Doors sold separately; choose from the Premdor range.
- Kit can be used to span openings from 2286mm wide to 1240mm wide.
- Choose from Contemporary or Torus architrave.
- All fixings are hidden.
- Simple rapid installation with minimum tools. All kits come with comprehensive fitting instructions included.



1. Create your space



2. SpeedRobe kit components



3. Quick and easy installation



Door and hole width table

Door width mm	No. of doors	Hole Width A mm	Hole Height mm
762	3	2286	2050
711	3	2133	2050
686	3	2058	2050
610	3	1830	2050
864	2	1748	2050
838	2	1696	2050
762	2	1544	2050
711	2	1442	2050
686	2	1392	2050
610	2	1240	2050

Order Now!



Code	Description	Price
61800	2400 Wardrobe kit with Contemporary architrave (excluding doors)	£180.00
61801	2400 Wardrobe kit with Torus architrave (excluding doors)	£180.00

SPEEDROBE
QUICK FIT, SLIDING WARDROBE SYSTEMS

Full details are shown in our SpeedRobe literature. Please call 0844 209 0008 and request a copy or download from www.premdor.co.uk

SoundSecure - apartment entrance doorsets



SOUNDSECURE

FD30 & FD60 SECURED BY DESIGN INTERNAL APARTMENT ENTRANCE DOORSETS



Secured by Design doorset specifically designed to meet the complex demands of internal apartment entrance locations.

SoundSecure apartment entrance doorsets are ideal for use in apartments or multi-occupancy dwellings and are specially designed to meet all performance and legislative requirements where security, fire and noise reduction performance are of paramount importance.

This diverse doorset for small or large scale building development projects is supplied with FD30 or FD60 fire doors in a variety of designs. All doorsets have full Secured by Design approval and incorporate door furniture including a high security multi-point locking system, spy hole, handles and door chain as standard.

The smart way to...

- ✓ Meet regulations
- ✓ Be safe
- ✓ Be secure

SoundSecure benefits:

- Secured by Design as standard – although a non SBD version is available, please contact Premdor for a competitive quotation.
- Available with all door options shown on pages 110-111.
- Choice of 838mm, 864mm, 914mm or 926mm standard door widths. Other sizes are available upon request.
- Mobility Part M compliant, depending on door size.
- FD30 version is supplied with a paint grade laminated softwood frame or the new fully finished white Winkhaus Ecoframe, for more details with regards to Ecoframe, please see page 111.
- FD60 version is supplied in a paint grade hardwood frame.
- Fully tested for fire performance against BS476 Part 22, Certifire approved.
- Can be configured as split or solid spindle.
- Supplied fitted with intumescent and combined acoustic / smoke / draught seal as standard.
- High specification three point espagnolette locking system.
- Fire escape (thumb turn) cylinder to assist emergency escape in the event of a fire.
- Sound reducing door core, compliant with approved document E (29dB).

Image shown for illustration purposes only

Quick reference guide to your kit components

DOOR

- SoundSecure can be supplied with all FD30 (44mm) or FD60 (54mm) fire door options shown on pages 110-111.
- All doors are supplied with full Secured by Design approval.
- Door widths available: 838mm, 864mm, 914mm and 926mm.
- Special sizes are available upon request.

DOOR FRAMES

- FD30 doors are factory hung in either an engineered softwood door frame or a unique fully finished white powder coated, aluminium skinned, solid plastic Ecoframe.
- FD60 doors are hung in a paint grade hardwood frame only.

LOCK AND HANDLE SYSTEM

- Secured by Design three point espagnolette locking system, complete with lever handles.
- Standard lock and handles provided can be used in both solid or split spindle modes.
- Locks are fitted with a fire escape (thumb turn) cylinder.

SEALS

- Acoustic/smoke/draught seal and intumescent seals incorporated at the frame head and jambs.
- All doorsets are acoustically rated at 29dB and are document E compliant.

HINGES

- Doors are hung on three CE marked steel security hinges.

DROP SEAL

- Self levelling drop seal is fitted at the bottom of the door as standard.

EYE VIEWER

- Chrome 180 vision 'frog eye' security eye viewer is supplied as standard.

THRESHOLD

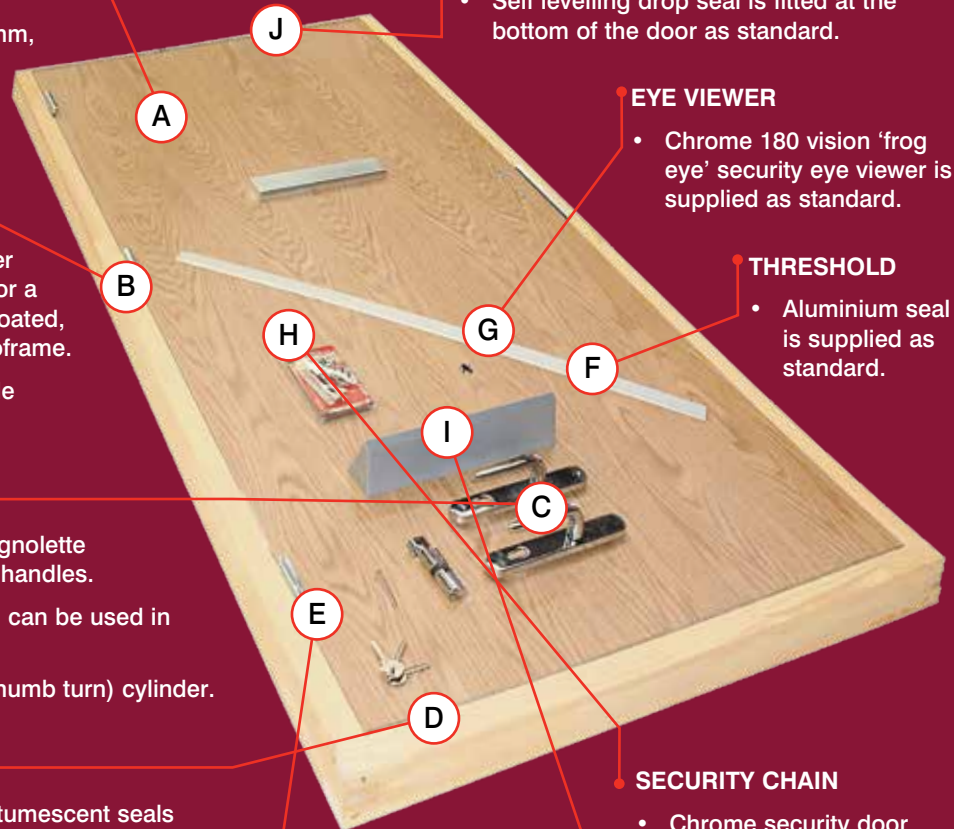
- Aluminium seal is supplied as standard.

SECURITY CHAIN

- Chrome security door chain is included.

FIRE RATED LETTER PLATE AND COWL

- Optional, available in silver or chrome effect. (cowl in silver only)



scan here



Watch our installation videos on YouTube
www.youtube.com/premdor



Full details are shown in our SoundSecure doorset literature. Please call 0844 209 0008 and request your copy or download from www.premdor.co.uk



Secured by Design

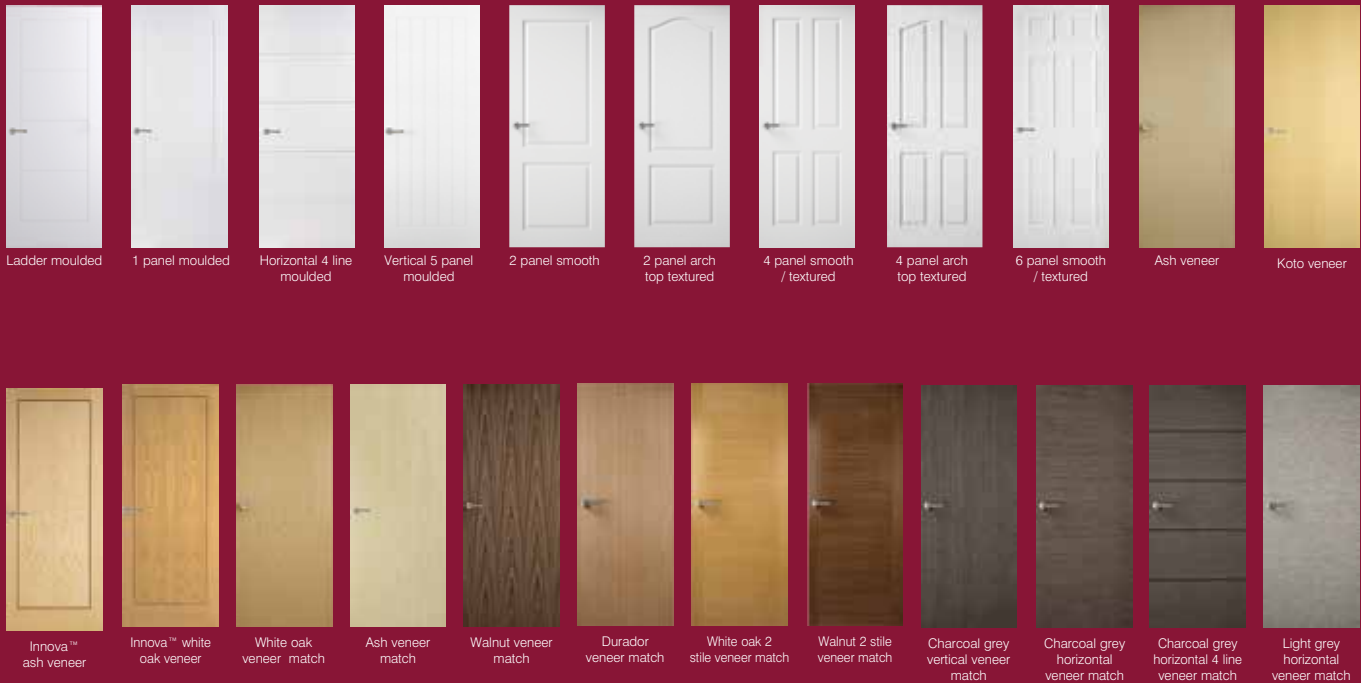
SoundSecure door and frame assembly meets the Secured by Design scheme requirements and is independently certified and tested within the TRADA Q. Mark Scheme. Premdor holds a SBD licence for this product. Where a Secured by Design specification is not required (for example in care homes or student accommodation applications) please ask for a quotation for our cost effective non-Secured by Design option.



SoundSecure - options

Door designs and finishes

SoundSecure doorsets are available with any standard flush, veneer match or moulded panel design. All designs feature a three layer high density particle board core, with concealed hardwood lippings on the long edges of the doors.



Standard ironmongery

- All doorsets are supplied with a 3 point espagnolette lock with an anti bump EuroProfile cylinder incorporating an internal thumb turn. All cylinders are fully protected from attack by a high specification cylinder guard.
- Lever handles are available in chrome (or optional silver) and can be fitted for use in either solid or split spindle modes.
- A chrome 180 vision 'frog eye' security eye viewer is supplied as standard.
- In addition, a chrome (or optional silver) security door chain is included to complement the system.



Chrome handles & thumb turn key cylinder

(Silver option available)



Chrome security eye viewer

(Mobility height eye viewer available)



Chrome security chain

(Silver option available)

Door widths

Doorsets are available in four standard door widths.

Standard door size	Doorset overall size
838 x 1981 x 44mm	922 x 2038mm
864 x 1981 x 44mm	948 x 2038mm
914 x 1981 x 44mm	998 x 2038mm
926 x 2040 x 44mm	1010 x 2097mm
838 x 1981 x 54mm	908 x 2031mm
864 x 1981 x 54mm	934 x 2031mm
914 x 1981 x 54mm	984 x 2031mm
926 x 2040 x 54mm	996 x 2090mm

Special sizes available on request

For wall aperture size, add 10mm clearance to above dimensions

Available designs

Moulded panel doors

All door faces have a white base coat ready for prompt on site finishing. Please note that base coat and priming do not seal the door fully against moisture penetration on site.

Flush doors

Veneered door faces are fully finished (excluding Popular paint grade and paint grade plus) with lacquer to give a beautifully smooth hard wearing and wipe clean surface.

Portfolio range

Our *VeneerMatch* range offers a true veneer consistency of grain pattern and colour between each and every door.

Made from real wood veneers with a smooth lacquer finish.



Door thickness is 44mm




Door thickness is 54mm

Premdor is a member of



General specifications





North American Maple veneer Sapele veneer Steamed Beech veneer White oak veneer Walnut veneer Anegre veneer Popular paint grade Paint grade plus



Light grey 2 stile veneer match Light grey horizontal 4 line veneer match Light grey vertical 4 line veneer match Light grey 2 stile black & grey veneer match Mocha veneer match Scandanavian horizontal veneer match Scandanavian 2 stile veneer match Ebony veneer match Wenge veneer match



WinkHaus Ecoframe™

ECOFRAME™

The WinkHaus Ecoframe™ is an alternative to a traditional timber frame. Made from recyclable materials with a powder coated aluminium skin, Ecoframe™ will not twist or split, is water and insect proof as well as being 100% non-toxic. It comes fully finished with a wipe clean white surface which is UV stable and is also FD30 fire rated.

Feature and benefits

- Specifically designed for 44mm thick door slabs.
- Available in RAL 9016 white powder coat finish only.
- Core is made from recycled materials, in accordance with the EU landfill directive which contributes to the very latest demands for Eco homes.
- Tested in doorsets to comply with Secured by Design.
- Low thermal conductivity.
- Extremely resilient.



Optional

Silver or chrome effect fire rated letterplate and silver security cowl.

(Cowl must be fitted in conjunction with the letterplate)



Under door threshold

Extruded aluminium threshold prevents draught and smoke penetration. Hardwood threshold available upon request.

Drop seal

The variable height drop seal has a mechanism which lifts the seal clear of the floor as soon as the door is opened by a few millimetres. The seal is self-levelling and when fitted with the under door threshold will accommodate an under door gap of up to 8mm.

This threshold seal has passed a 100,000 cycle test with ease.



Door core specifications

PremCor high density FD30 / FD60

All SoundSecure doorsets are made using PremCor.

PremCor is a high density core material, which requires no timber framing.

When correctly installed with suitable intumescent strips, this proven construction will provide certified fire resistant, acoustic and security performance.



Moulded



Veneer / Veneer match

Exterior door contents





Nice

new



114

Exterior traditional
Mortise & Tenon



118

Exterior
contemporary



130

Exterior oak
'Part L'



134

Exterior
composite doors



136

Exterior
softwood panel



138

Exterior matchboard
and garage



140

Exterior flush
and glazed fire



Contemporary 4 Light

new

Exterior Richmond M&T



Richmond M&T

Available unglazed or double glazed with toughened obscure glass, the Richmond door wonderfully showcases striking real hardwood veneers, masking a traditional mortise and tenon joint construction for maximum strength and dependability.

- Raised and fielded panels are firmly sealed into stiles and rails to prevent moisture penetration.
- High moisture resistant MDF panels eliminate expansion and contraction.
- Design incorporates real hardwood (Meranti) veneers.
- Supplied unfinished ready for staining or painting.
- Glazed option features obscure glass in a chinchilla design toughened in accordance with European Standard BS EN 12150.
- Recommended for refurbishment and replacement projects only.
- FSC® chain of custody.



Panel detail



Glazing detail



Standard Door Size	Richmond M&T unglazed		Richmond M&T double glazed	
	Code	Price	Code	Price
838 x 1981 x 44mm (2' 9" x 6' 6")	81700	£260.00	81702	£375.00
813 x 2032 x 44mm (2' 8" x 6' 8")	-	-	81703	£375.00
762 x 1981 x 44mm (2' 6" x 6' 6")	81715	£260.00	81701	£375.00





Exterior Carolina M&T



Carolina M&T

Due to the attractive obscure glazed fan light design crowning the impressive Carolina, natural light is able to shine through the home and illuminate entrance spaces. A sturdy construction provides optimal resistance against the elements, with raised and fielded panels adding effortless definition.

- Raised and fielded panels are firmly sealed into stiles and rails to prevent moisture penetration.
- High moisture resistant MDF panels eliminate expansion and contraction.
- Design incorporates real hardwood (Meranti) veneers.
- Supplied unfinished ready for staining or painting.
- Glazed option features obscure glass in a chinchilla design toughened in accordance with European Standard BS EN 12150.
- Recommended for refurbishment and replacement projects only.
- FSC® chain of custody.



Veneer detail



Glazing detail



Standard Door Size	Carolina M&T	
	Code	Price
838 x 1981 x 44mm (2' 9" x 6' 6")	81705	£430.00
813 x 2032 x 44mm (2' 8" x 6' 8")	81706	£430.00
762 x 1981 x 44mm (2' 6" x 6' 6")	81704	£430.00





Exterior croft solid oak



Croft solid

With a delightful planked vertical panel design and a premium moisture-resistant core, the croft ensures unsurpassable resistance against even the harshest of conditions. A charming 'cottage style' door, the croft encompasses real oak veneers, providing warmth and character.

- Grooved panel sections feature clean vertical lines.
- Full slab construction using high moisture-resistant MDF with hardwood lippings all round, providing maximum stability and excellent screw retention.
- Design incorporates real American White Oak veneers.
- Supplied unfinished ready for staining or painting.
- Recommended for refurbishments and replacement projects only.
- FSC® chain of custody.
- For matching internal doors, see page 58.



Croft detail



Veneer detail



Standard Door Size	Croft Solid	
	Code	Price
838 x 1981 x 44mm (2' 9" x 6' 6")	83501	£380.00
813 x 2032 x 44mm (2' 8" x 6' 8")	83502	£380.00
762 x 1981 x 44mm (2' 6" x 6' 6")	83500	£380.00



See our internal Croft Solid doors available on Page 58.

Ideal for complementary external and internal doors



Exterior croft solid oak glazed



Croft solid triple glazed



Croft solid double glazed 4 light



Croft solid stable triple glazed

Perfect for brightening up gloomier areas of the home, Premdor offers a range of glazed options in the ever-popular croft style. Each door is enveloped in real oak veneers, perfectly complementing wood themes and furnishings.

- Grooved panel sections feature clean vertical lines.
- Full slab construction using high moisture-resistant MDF with hardwood lippings all round, providing maximum stability and excellent screw retention.
- Design incorporates real American White Oak veneers.
- Supplied unfinished ready for staining or painting.
- Croft triple glazed and stable triple glazed doors include a single 20mm triple glazed unit, incorporating a lead and bevel design, toughened in accordance with European Standard BS EN 12150.
- Croft 4 light option incorporates four 14mm glazed units in an obscure chinchilla pattern, toughened in accordance with European Standard BS EN 12150.
- Vertical grooved lines do not meet glazed units, preventing moisture ingress.
- Recommended for refurbishments and replacement projects only.
- FSC® chain of custody.
- For matching internal doors, see page 58.



Triple glazed detail



Double glazed detail

Standard Door Size	Croft solid triple glazed		Croft solid double glazed 4 light		Croft solid stable triple glazed	
	Code	Price	Code	Price	Code	Price
838 x 1981 x 44mm (2' 9" x 6' 6")	83503	£460.00	81807	£575.00	83505	£490.00
813 x 2032 x 44mm (2' 8" x 6' 8")	-	-	81808	£575.00	-	-
762 x 1981 x 44mm (2' 6" x 6' 6")	-	-	81806	£575.00	83504	£490.00



See our internal Croft Solid doors available on Page 58.

Ideal for complementary external and internal doors





Exterior Milano solid oak



Milano solid



Milano solid double glazed

The Milano is the door of choice for homeowners searching for dependability, strength and stability. Perfect for modern homes or renovations embracing wood fixtures and fittings, the Milano's real oak veneers and sophisticated grooved panels make for an on-trend and stylish door.

- Grooved panel sections feature clean horizontal lines.
- Full slab construction using high moisture-resistant MDF with hardwood lippings all round, providing maximum stability and excellent screw retention.
- Design incorporates real American White Oak veneers.
- Supplied unfinished ready for staining or painting.
- Glazed option features obscure glass in a chinchilla design toughened in accordance with European Standard BS EN 12150.
- Recommended for refurbishments and replacement projects only.
- FSC® chain of custody.
- For matching internal doors, see page 60.

Standard Door Size	Milano solid		Milano solid double glazed	
	Code	Price	Code	Price
838 x 1981 x 44mm (2' 9" x 6' 6")	81814	£400.00	81812	£545.00



Milano detail



See our internal Milano doors available on Page 60. Ideal for complementary external and internal doors



Milano glazed





Nice solid

Intricately grooved panels create an on-trend stacked square design, resulting in the Nice's stylish façade that conceals a durable and robust solid core construction. Incorporating smooth real oak veneers, the Nice provides homeowners with confidence throughout the seasons.

- Grooved panel sections feature clean vertical and horizontal lines.
- Full slab construction using high moisture-resistant MDF with hardwood lippings all round, providing maximum stability and excellent screw retention.
- Design incorporates real American White Oak veneers.
- Supplied unfinished ready for staining or painting.
- Recommended for refurbishments and replacement projects only.
- FSC® chain of custody.
- For matching internal doors, see page 62.



Veneer detail



Groove detail



Standard Door Size	Nice solid	
	Code	Price
838 x 1981 x 44mm (2' 9" x 6' 6")	81816	£380.00



See our internal Nice doors available on Page 62. Ideal for complementary external and internal doors



Nice solid





Banville solid

Banville solid
offset glazed

Banville solid
centre glazed



Veneer detail



Glazing detail

An elegant choice, suiting all tastes, the Banville is a door styled to impress. With sleek real oak veneer faces concealing a premium solid construction for protection against the elements, the beautiful Banville is also available with a single glazed panel positioned in a centre or off-centre location.


- Full slab construction using high moisture-resistant MDF with hardwood lippings all round, providing maximum stability and excellent screw retention.
- Design incorporates real American White Oak veneers.
- Supplied unfinished ready for staining or painting.
- Features obscure glass in a chinchilla design toughened in accordance with European Standard BS EN 12150.
- Recommended for refurbishments and replacement projects only.
- FSC® chain of custody.
- For matching internal doors, see page 32.

Standard Door Size	Banville solid		Banville solid offset glazed		Banville solid centre glazed	
	Code	Price	Code	Price	Code	Price
838 x 1981 x 44mm (2' 9" x 6' 6")	81819	£320.00	81820	£490.00	81821	£490.00



Banville centre glazed







With the two vertical stiles prominently displayed and a cross-grain veneer taking centre stage, the two stile oak is a fashionable alternative to traditional external doors. Comprising of real oak veneer faces, this door allows homeowners to make a real style statement.

- Grooved panel sections feature clean vertical lines.
- Full slab construction using high moisture-resistant MDF with hardwood lippings all round, providing maximum stability and excellent screw retention.
- Design incorporates real American White Oak veneers.
- Supplied unfinished ready for staining or painting.
- Recommended for refurbishments and replacement projects only.
- FSC® chain of custody.
- For matching internal doors, see page 24.



Groove detail



Veneer detail



Two stile solid

Standard Door Size	Two stile solid	
	Code	Price
838 x 1981 x 44mm (2' 9" x 6' 6")	81817	£380.00




See our internal 2 stile doors available on Page 24. Ideal for complementary external and internal doors






Exterior croft oak Part L



Croft Part L triple glazed  1.80



Croft stable Part L triple glazed  1.80

Available in two different, yet attractive, designs, the timeless croft style door is also available as a Part L compliant option. Suitable for new build developments, the croft is available as a one light glazed option or in a classic stable design and exploits a traditional dowel joint construction, ensuring maximum strength and heat retention.

- Dowel joint construction ensures maximum strength between the stiles and rails.
- Solid engineered construction and grooved panels maximise heat retention allowing the door to meet current Part L Building Regulations.
- Design incorporates real American White Oak veneers.
- Supplied unfinished ready for staining or painting.
- Doors feature a single 20mm triple glazed unit with obscure glass in a lead and bevel design. Toughened in accordance with European Standard BS EN 12150.
- U-Value = 1.8 w / m²k
- FSC® chain of custody.
- For matching internal doors, see page 58.



Croft Part L detail



Glazing detail

Standard Door Size	Croft Part L triple glazed		Croft stable Part L triple glazed	
	Code	Price	Code	Price
838 x 1981 x 44mm (2' 9" x 6' 6")	81900	£575.00	81902	£645.00
813 x 2032 x 44mm (2' 8" x 6' 8")	81901	£575.00	81903	£645.00



See our internal Croft doors available on Page 58.
Ideal for complementary external and internal doors



Exterior entrance doors for use in all new build and as replacement doors are required to have a thermally efficient "U" value. The "U" value required for a particular application will be given in the local building regulations. The "U" values quoted in this Range Guide are manufacturer's calculations based the door leaf being hung in a timber frame to produce a doorset size 1000mmx2000mm. These values should be low enough to meet the requirements of Part L of the building regulations for England and Wales. Please check that these values are low enough to meet the requirements in the area where they will be installed prior to ordering.



Exterior Chatsworth oak Part L



The distinctive Chatsworth design is now available as a Part L compliant option, perfect for new build properties. With an insulated double glazed glass unit providing increased sound proofing properties and helping to reduce heat loss, the Chatsworth makes a perfect entryway for the busy family home.

- Dowel joint construction ensures maximum strength between the stiles and rails.
- Raised and fielded panels maximise heat retention allowing the door to meet current Part L Building Regulations.
- Design incorporates real American White Oak veneers.
- Supplied unfinished ready for staining or painting.
- Features 20mm obscure glass in a chinchilla design toughened in accordance with European Standard BS EN 12150.
- U-Value = 1.8 w / m²k
- FSC® chain of custody.



Panel detail




Glazing detail



Chatsworth Part L  1.80

Standard Door Size	Chatsworth Part L	
	Code	Price
838 x 1981 x 44mm (2' 8" x 6' 8")	81904	£660.00



 0.00 Exterior entrance doors for use in all new build and as replacement doors are required to have a thermally efficient "U" value. The "U" value required for a particular application will be given in the local building regulations. The "U" values quoted in this Range Guide are manufacturer's calculations based the door leaf being hung in a timber frame to produce a doorset size 1000mmx2000mm. These values should be low enough to meet the requirements of Part L of the building regulations for England and Wales. Please check that these values are low enough to meet the requirements in the area where they will be installed prior to ordering.



Introducing Premdor's new selection of easy clean, pre-hung composite doorsets. Manufactured by Door-Stop International using Glass Reinforced Plastic (GRP) skins, all doorsets provide life-long performance.

With thermally-enhanced obscure Stippolyte glazing, which can be fully reglazed due to a patented removable cassette, each set is Part L compliant and exceeds the current requirements for energy efficiency. Part M requirements are also met with the inclusion of a 15mm wheelchair-friendly threshold.



4 panel 2 light black / white



4 panel 2 light white / white



6 panel 2 light black / white



6 panel 2 light white / white

- Available in white / white or black / white designs (inside face always supplied white).
- Secured by Design approved.
- Thermal glass.
- Includes full standard chrome hardware suite, with : -
 - ✓ Trogan lever furniture
 - ✓ Yale Lock
 - ✓ Adjustable hinges
 - ✓ Door chain
 - ✓ Letterplate
 - ✓ Eye viewer



Cottage 1 light black / white

- Available in black / white (inside face always supplied white).
- Thermal glass.
- High security.
- Includes full standard chrome hardware suite, with : -
 - ✓ Trogan lever furniture
 - ✓ Yale Lock
 - ✓ Adjustable hinges
 - ✓ Door chain
 - ✓ Letterplate
 - ✗ Eye viewer



Contemporary 4 light grey / white

- Available in grey / white (inside face always supplied white).
- Thermal glass.
- High security.
- Includes full brushed stainless hardware suite, with : -
 - ✓ Long bar handle
 - ✓ GU Slam Lock
 - ✓ Adjustable hinges
 - ✓ Door chain
 - ✓ Thumbturn
 - ✗ Letterplate
 - ✗ Eye viewer

Standard Door Size	4 panel 2 light black / white		4 panel 2 light white / white		6 panel 2 light black / white		6 panel 2 light white / white		Cottage 1 light black / white		Contemporary 4 light grey / white	
	Code	Price	Code	Price	Code	Price	Code	Price	Code	Price	Code	Price
836 x 2100 x 44mm Hinges Right*	19802	£850.00	19806	£850.00	19810	£800.00	19814	£800.00	19818	£750.00	-	-
836 x 2100 x 44mm Hinges Left*	19800	£850.00	19804	£850.00	19808	£800.00	19812	£800.00	19816	£750.00	-	-
900 x 2100 x 44mm Hinges Right*	19803	£850.00	19807	£850.00	19811	£800.00	19815	£800.00	19819	£750.00	19823	£1250.00
900 x 2100 x 44mm Hinges Left*	19801	£850.00	19805	£850.00	19809	£800.00	19813	£800.00	19817	£750.00	19821	£1250.00
846 x 2100 x 44mm Hinges Right*	-	-	-	-	-	-	-	-	-	-	19822	£1250.00
846 x 2100 x 44mm Hinges Left*	-	-	-	-	-	-	-	-	-	-	19820	£1250.00



5 Year guarantee only applies to Contemporary 4 Light

*Hinges Right - Hinge side as viewed from outside
*Hinges Left - Hinge side as viewed from outside



The UK's favourite composite door manufacturer

For a wider choice of colours and design options, visit our website

www.door-stop.co.uk



01623 446336



sales@door-stop.co.uk



01623 553892

Delivered direct by Door-Stop International, delivery restrictions may apply. Mainland UK deliveries only.

Exterior softwood panel

When a cost effective, but upscale, replacement door is required, Premdor's softwood panel door range can help retain the traditional features of your property. Supplied pre-beaded for easy on-site glazing, the range contains a spectacular selection of traditional designs and styles.

- It is advised that this range is used for refurbishment and replacement projects only and not on new builds.
- Doors in this range are not typically Building Regulation Part L compliant (see pages 166 & 167 for further details).
- Dowel and glued construction.

- Softwood panel doors are not available factory glazed, finished, serviced or as a doorset.
- Selected softwood material, with engineered components, used at our option.
- Doors are unfinished ready for on site paint or stain finishing.
- Doors supplied un-glazed.
- Glazing beads supplied as standard.
- Door thickness of 44mm (1 3/4").
- For matching door frames, see pages 142 & 143.



10 softwood



2XG softwood



2XGG softwood



KXT softwood



SC softwood



SA softwood

Door size	10 softwood panel		2XG softwood panel		2XGG softwood panel		KXT softwood panel		SC softwood panel		SA softwood panel	
	Code	Price	Code	Price	Code	Price	Code	Price	Code	Price	Code	Price
838 x 1981 x 44mm (2' 9" x 6' 6")	52014	£170.00	52314	£200.00	51714	£200.00	75814	£305.00	75514	£305.00	75314	£305.00
762 x 1981 x 44mm (2' 6" x 6' 6")	52011	£170.00	52311	£200.00	51711	£200.00	75811	£305.00	75511	£305.00	75311	£305.00



20 softwood pair



22 softwood pair

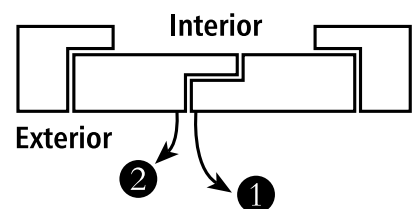


2SA softwood pair

Pair door size	20 softwood panel pair		22 softwood panel pair		2SA softwood panel pair	
	Code	Price	Code	Price	Code	Price
1168 x 1981 x 44mm (3' 10" x 6' 6")	52112	£330.00	52212	£390.00	76312	£600.00
1107 x 2000 x 44mm metric	52113	£330.00				

Pairs

Pairs of doors are supplied rebated at meeting stiles and open right hand pull first. See diagram for clarification. Example shown is open out configuration.



Weatherboard	Code	Price
930mm	45179	£16.00





Exterior matchboard and garage

Combining back-to-basic design with a conventional appearance, the Matchboard and Garage range is the first choice whenever a more traditional door is preferred. Competitively priced, matchboard doors are now available from stock in an improved specification and showcase a rustic appearance, perfect for paint finishing.

- Selected softwood.
- Doors are suitable for paint or joinery quality high build stain finish.
- Components may be finger jointed (see pages 166 & 167 for further details).
- LB doors are supplied with fixed braces. LB doors and FLB doors are not recommended for internal use or for use as a domestic entrance door. FLB doors are supplied loose pinned for on-site handling.

- Doors are not available factory glazed, finished, serviced or as a doorset.
- LB and FLB doors have FSC® chain of custody.
- FLB doors are 44mm thick with 14mm boards. LB doors use 18mm board with 20mm braces.
- Doors supplied ready for prompt on site painting.
- GTF is glazed with 14mm double glazed unit.



Matchboard FLB



Matchboard LB



GTF garage (pair)



GTG garage (pair)

Door size	Matchboarded FLB		Matchboarded LB	
	Code	Price	Code	Price
838 x 1981mm (2' 9" x 6' 6")	57414	£130.00	57314	£103.00
813 x 2032mm (2' 8" x 6' 8")	57439	£130.00	-	-
762 x 1981mm (2' 6" x 6' 6")	57411	£130.00	57311	£103.00
686 x 1981mm (2' 3" x 6' 6")	57416	£130.00	57316	£103.00
610 x 1981mm (2' 0" x 6' 6")	57417	£130.00	57317	£103.00

Door size	GTF garage (pair)		GTG garage (pair)	
	Code	Price	Code	Price
2134 x 1981 x 44mm (7' 0" x 6' 6")	-	-	30350	£495.00
2134 x 2134 x 44mm (7' 0" x 7' 0")	30353	£656.00	-	-



1 year guarantee applies to GTF & GTG garage doors.



Exterior flush and glazed fire

Practical and cost-effective, Premdor's flush and glazed fire door range is suitable for a variety of commercial applications. With complementary door frames available to order, flush doors are lipped on both long edges, with doors in a standard core specification blocked where appropriate for ironmongery.

- It is advised that this range is used for refurbishment and replacement projects only and not on new builds.
- Doors in this range are not typically Building Regulation Part L compliant (see pages 166 & 167 for further details).
- Flush doors used in exterior positions face particularly harsh performance requirements. Please note, variance in temperature and moisture levels between the outside and inside faces can often be considerable, causing distortion in the door, which is excluded from the Premdor guarantee.
- Fire door option available on selected items.
- Door pairs and special sizes are available made to order. Please call 0844 209 0008 for further information.
- Flush doors are ready for on site paint finishing and must be fully finished on faces and all edges **before** installation.
- Glass openings have equal side margins.
- Standard core doors are supplied apertured only (un-glazed).
- Fireshield doors are supplied with clear wired fire rated glass.
- Option Plus factory servicing is available on application (see page 162).



F1X flush



F2X flush



F4X flush

Door Size	F1X flush		F2X flush		F4X flush		
	Code	Price	Code	Price	Code	Price	
Standard Core	838 x 1981 x 44mm (2' 9" x 6' 6")	21114	£114.00	21214	£166.00	21414	£199.00
	813 x 2032 x 44mm (2' 8" x 6' 8")	21139	£114.00	21239	£166.00	21439	£199.00
	762 x 1981 x 44mm (2' 6" x 6' 6")	21111	£114.00	21211	£166.00	21411	£199.00
	686 x 1981 x 44mm (2' 3" x 6' 6")	21116	£114.00	-	-	-	-
	610 x 1981 x 44mm (2' 0" x 6' 6")	21117	£114.00	-	-	-	-
	826 x 2040 x 44mm Standard Metric	21138	£114.00	-	-	-	-
	726 x 2040 x 44mm Standard Metric	21137	£114.00	-	-	-	-
807 x 2000 x 44mm Standard Metric	21148	£114.00	21248	£166.00	21448	£199.00	
Fireshield	914 x 1981 x 44mm (3' 0" x 6' 6")	22355	£164.00	-	-	-	-
	864 x 1981 x 44mm (2' 10" x 6' 6")	22377	£164.00	-	-	-	-
	838 x 1981 x 44mm (2' 9" x 6' 6")	22314	£141.00	22460	£316.00	22468	£453.00
	813 x 2032 x 44mm (2' 8" x 6' 8")	22339	£141.00	22461	£316.00	22469	£453.00
	762 x 1981 x 44mm (2' 6" x 6' 6")	22311	£141.00	22462	£316.00	22470	£453.00
	686 x 1981 x 44mm (2' 3" x 6' 6")	22316	£141.00	-	-	-	-
	926 x 2040 x 44mm Standard metric	22329	£164.00	-	-	-	-
	826 x 2040 x 44mm Standard Metric	22338	£141.00	-	-	-	-
Firemaster	726 x 2040 x 44mm Standard Metric	22337	£141.00	-	-	-	-
	807 x 2000 x 44mm Standard Metric	22348	£141.00	22463	£316.00	22471	£453.00
Firemaster	838 x 1981 x 54mm (2' 9" x 6' 6")	24114	£549.00	-	-	-	-
	762 x 1981 x 54mm (2' 6" x 6' 6")	24111	£549.00	-	-	-	-

Apertured dimensions to suit door size	Door Size	F2X flush		F4X flush	
		Width	Height	Width	Height
	838mm x 1981mm	584mm	483mm	584mm	787mm
	813mm x 2032mm	559mm	533mm	559mm	838mm
	762mm x 1981mm	508mm	483mm	508mm	787mm
	807mm x 2000mm	553mm	502mm	553mm	806mm



OPTION PLUS
FACTORY SUPPLIED

Options can be ordered on all doors where suitable.

- Non standard sizes. Please see page 162 for further information.
- Factory priming (F1X face only).
- Factory glazing.
- Supply and fit intumescent seals to Fire doors.
- Fireshield FD30 fire rated.
- Firemaster FD60 fire rated.





Timber door frames



Premdor provides an all-encompassing range of exterior timber door frames and internal fire door frames, supplied in quality selected softwood, with or without hardwood cills.

Available in most popular door sizes, Premdor's exterior door frame selection is weather stripped as standard. Frames can also be ordered with a low-level weather-bar to ensure compliance with Part M of the Building Regulations, if required.

To complete its door frame collection, Premdor also offers a variety of interior fire door frames, each supplied with intumescent strips as standard – a crucial part of a full fire doorset assembly.

Internal frames



FCX (FD30) range

FCX range
To suit
Premdor Fireshield doors

FD30 rated frames when used with appropriate door. White 15mm intumescent strip fitted in jambs and head of frame as standard.

FCN (FD30) range

FCN range*
To suit
Premdor Fireshield doors

Fireshield door frames are suitable for use with other BWF-Certifire approved components in single leaf doorset applications. See relevant Certifire data sheet for more details.

FCX (FD60) Frame Profile

FCX range
To suit
Premdor Firemaster doors

Dense hardwood material FD60 rated frame when used with appropriate door. White intumescent strips (2 x 15mm) fitted in jambs and head of frame as standard.

Internal fire door frames	
Door size	
610 x 1981mm	(2' 0" x 6' 6")
686 x 1981mm	(2' 3" x 6' 6")
762 x 1981mm	(2' 6" x 6' 6")
813 x 2032mm	(2' 8" x 6' 8")
838 x 1981mm	(2' 9" x 6' 6")
864 x 1981mm	(2' 10" x 6' 6")
914 x 1981mm	(3' 0" x 6' 6")
807 x 2000mm	Standard Metric
726 x 2040mm	Standard Metric
826 x 2040mm	Standard Metric
926 x 2040mm	Standard Metric

Fireshield frame reversible (without threshold)			
Code	Overall frame size	Price	
FCX20	692 x 2023mm	£103.00	
FCX23	768 x 2023mm	£103.00	
FCX26	844 x 2023mm	£103.00	
FCX28	895 x 2074mm	£103.00	
FCX29	920 x 2023mm	£103.00	
FCX210	946 x 2023mm	£103.00	
FCX30	996 x 2023mm	£126.00	
-	-	-	-
FCX826	908 x 2082mm	£103.00	
FCX926	1008 x 2082mm	£103.00	

Fireshield frame reversible (with non-projecting threshold)			
Code	Overall frame size	Price	
FCN23	769 x 2056mm	£142.00	
FCN26	845 x 2056mm	£142.00	
FCN28	896 x 2107mm	£142.00	
FCN29	921 x 2056mm	£142.00	
FCN210	947 x 2056mm	£142.00	
FCN30	997 x 2056mm	£164.00	
FCN807	890 x 2075mm	£142.00	
-	-	-	-
FCN826	909 x 2115mm	£142.00	
-	-	-	-

Firemaster frame reversible (without threshold)			
Code	Overall frame size	Price	
-	-	-	-
FCX6026	829 x 2016mm	£327.00	
FCX6028	880 x 2067mm	£327.00	
FCX6029	905 x 2016mm	£327.00	
-	-	-	-
-	-	-	-
FCX60726	793 x 2075mm	£327.00	
FCX60826	893 x 2075mm	£327.00	
FCX60926	993 x 2075mm	£447.00	



FCX range FD30 fire rated.
FCN range FD60 fire rated.

FSC® – applies to all frames without hardwood thresholds.

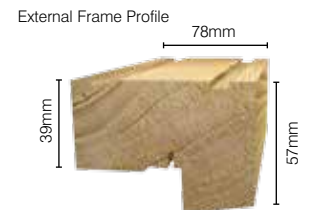
- Softwood frames are Redwood with 'honey' stain base coat.
- Garage door frames have mortice and tenon joints, square sections ex 67 x 67mm (supplied unassembled). When assembled, the frames have the door opening as shown.
- Redwood FD30 frames supplied 'honey' stained.
- Hardwood FD60 frames supplied untreated.
- FD60 Firemaster and FD30 Fireshield frames are grooved and fitted with intumescent strips as standard.
- Low level threshold weather bar set supplied as standard on mobility frame designs.
- Exterior frames are weather stripped as standard.
- FSC® Chain of custody applies to all frames without hardwood thresholds.
- Guaranteed for 10 years against manufacturing defects.
- Made to order sizes available up to 2040mm high x 1664mm wide (with cill) 1852mm wide (without cill).




External frames

External timber door frames	Single door opening inwards (with hardwood threshold)			Single door opening outwards (with hardwood threshold)			Single door reversible (without threshold)		
Door size	Code	Overall frame size	Price	Code	Overall frame size	Price	Code	Overall frame size	Price
686 x 1981mm (2' 3" x 6' 6")	-	-	-	FWXS23	768 x 2075mm	£120.00	FWN23	768 x 2023mm	£99.00
762 x 1981mm (2' 6" x 6' 6")	FWNS26	844 x 2075mm	£120.00	FWXS26	844 x 2075mm	£120.00	FWN26	844 x 2023mm	£99.00
813 x 2032mm (2' 8" x 6' 8")	FWNS28	895 x 2126mm	£120.00	FWXS28	895 x 2126mm	£120.00	FWN28	895 x 2074mm	£99.00
838 x 1981mm (2' 9" x 6' 6")	FWNS29	920 x 2075mm	£120.00	FWXS29	920 x 2075mm	£120.00	FWN29	920 x 2023mm	£99.00
807 x 2000mm Standard Metric	FWNS807	889 x 2094mm	£120.00	FWXS807	889 x 2094mm	£120.00	-	-	-
826 x 2040mm Standard Metric	-	-	-	-	-	-	FWN826	908 x 2082mm	£99.00
926 x 2040mm Standard Metric	-	-	-	FWXS926	1008 x 2134mm	£120.00	FWN926	1008 x 2082mm	£109.00

External timber door frames	Pair of doors opening inwards (with hardwood threshold)			Pair of doors opening outwards (with hardwood threshold)		
Door size	Code	Overall frame size	Price	Code	Overall frame size	Price
914 x 1981mm (3' 0" x 6' 6")	-	-	-	FWXS30	996 x 2075mm	£164.00
1168 x 1981mm (3' 10" x 6' 6")	FWNS310	1250 x 2075mm	£164.00	FWXS310	1250 x 2075mm	£164.00
1512 x 1981mm (4' 11 1/2" x 6' 6")	FWNS1512	1594 x 2075mm	£224.00	FWXS1512	1594 x 2075mm	£224.00
1664 x 1981mm (5' 5 1/2" x 6' 6")	-	-	-	FWXS1664	1746 x 2075mm	£224.00
1107 x 2000mm Standard Metric	-	-	-	4FWXS	1187 x 2094mm	£164.00



External mobility range	Single door opening inwards (with hardwood threshold and low level weatherbar)			Single door opening inwards (without threshold but with low level weatherbar)		
Door size	Code	Overall frame size	Price	Code	Overall frame size	Price
838 x 1981mm (2' 9" x 6' 6")	FWNS29MOB	920 x 2096mm	£164.00	FWN29MOB	920 x 2044mm	£142.00
914 x 1981mm (3' 0" x 6' 6")	FWNS30MOB	996 x 2096mm	£218.00	-	-	-



Garage door frames (for up and over doors)			
Door size	Code	Overall frame size	Price
2134 x 1981mm (7' 0" x 6' 6")	UOF7066	2271 x 2051mm	£109.00
2134 x 2134mm (7' 0" x 7' 0")	UOF7070	2271 x 2204mm	£109.00
2286 x 2134mm (7' 6" x 7' 0")	UOF7670	2422 x 2204mm	£109.00
4268 x 2134mm (14' 0" x 7' 0")	UOF14070	4404 x 2204mm	£148.00

Option to adapt garage door frames to suit open out side hung doors		
Code	Overall frame size	Price
62114	Planted door stop set to suit side hung door (primed)	£28.00
62211	Planted door stop set to suit side hung door (base stained)	£28.00



FSC® - applies to all frames without hardwood thresholds.

Exterior french and folding doors

The attractive french and folding range is affordable luxury at its very best.


Through this range, you will receive a beautiful product, which doesn't compromise on quality, safety or performance.


Sets are supplied 'ready to assemble', with most components pre-machined at our factory. This ensures ease of installation on site and the process also becomes easier for fitting the special hardware, locks and handles.

The doors are 54mm thick. Doors and frames are manufactured using a modern engineered construction for stability, and have a solid hardwood core and 3mm slices of oak or 3mm hardwood veneered on each visible surface.

The set has been factory finished with 3 coats of high-build micro porous finish applied and ready to install on site without further finishing (one total immersion dip coat and 2 top coats). The finish incorporates maximum UV protection.

Our sets come complete with doors, frame, cill, hardware, threshold, locks, handles, weather and draught seals.





Exterior oak french & folding doors

Exterior oak french doors



Premdor's high specification oak French doors allow you to bring the outside in, as well as effortlessly adding a touch of elegance to the home. Available at a surprising price, timber components are manufactured using the latest technology to reduce the risk of warping and twisting.

- The doors are 54mm thick, with both the doors and frames built using a modern engineered construction, with a solid hardwood core and 3mm oak surface.
- Sets are supplied 'ready to assemble', with most components pre-machined at our factory.
- The 24mm double glazed units incorporate special Low 'E' thermal glass, which is toughened to BS EN 12150 and BS EN 12600.

- Supplied unassembled for on site assembly, with full fitting instructions included.
- Our sets incorporate double weather and draught seals.
- Supplied with polished chrome hardware.
- Doors are open out only; the main opening door can be left or right.

Door size	Code	Price
1190mm x 2074mm (4ft approx)	FDPFO4	£2,000.00
1490mm x 2074mm (5ft approx)	FDPFO5	£2,250.00
1790mm x 2074mm (6ft approx)	FDPFO6	£2,550.00
2390mm x 2074mm (8ft approx) includes 2 side lights	FDPFO8SL	£3,450.00

All doors are to the nearest metric equivalent size (allow an extra 10mm for brickwork opening sizes). Pre-glazed with 24mm argon filled Low 'E' double glazed units. See page 167 for brickwork openings.





Available in a range of popular sizes, Premdor's unique pre-glazed Oak Folding doors are fully-reversible, allowing the choice of right or left-hand opening. Incorporating real oak veneers, these stylish folding doors are perfect for homeowners who require easy access to their garden or patio.

- Door sets are factory finished with 3 coats of high-build micro-porous finish applied and ready to install onsite.
- All sets incorporate a 3 point insurance rated PAS 23/24 tested lock on the main access door and lockable slide bolt on the inside.
- These pre-glazed oak veneered sets are unique in that they are reversible, allowing the choice of right or left hand opening.
- Supplied unassembled for on site assembly, with full fitting instructions included.
- The doors are 54mm thick, with both the doors and frames built using a modern engineered construction, with a solid hardwood core and 3mm oak surface.
- Oak folding doors are supplied with a fully finished oak cill with aluminium sub cill for drainage.

Door size	Code	Price
1790mm x 2090mm (6ft approx)	54PFO6	£3,300.00
2090mm x 2090mm (7ft approx)	54PFO7	£3,550.00
2390mm x 2090mm (8ft approx)	54PFO8	£3,800.00
2690mm x 2090mm (9ft approx)	54PFO9	£4,100.00
2990mm x 2090mm (10ft approx)	54PFO10	£5,700.00
3590mm x 2090mm (12ft approx)	54PFO12	£6,300.00
4190mm x 2090mm (14ft approx)	54PFO14	£7,150.00
4790mm x 2090mm (16ft approx)	54PFO16	£7,900.00



All doors are to the nearest metric equivalent size (allow an extra 10mm for brickwork opening sizes). Pre-glazed with 24mm argon filled Low 'E' double glazed units. See page 167 for brickwork and for door opening configurations.

Exterior hardwood french & folding doors

Exterior white french doors



Premdor's hardwood French doors readily meet the stringent requirements specified by Part L of the Building Regulations. Supplied fully-finished in a flawless white, each doorset is manufactured from superior hardwood.

- All of the timber components are manufactured using the latest technology to reduce warping or twisting.
- The doors are 54mm thick, with both the doors and frames built using a modern engineered construction, with a solid hardwood core and 3mm hardwood veneered surface.
- Sets are supplied 'ready to assemble', with most components pre-machined at our factory.

- The 24mm double glazed units incorporate special Low 'E' thermal glass, which is toughened to BS EN 12150 and BS EN 12600.
- Supplied unassembled for on site assembly, with full fitting instructions included.
- Our sets incorporate double weather and draught seals.
- Supplied with polished chrome hardware.
- Doors are open out only; the main opening door can be left or right.

Door size	Code	Price
1190mm x 2074mm (4ft approx)	FDPFW-1L-4	£1,900.00
1490mm x 2074mm (5ft approx)	FDPFW-1L-5	£2,100.00
1790mm x 2074mm (6ft approx)	FDPFW-1L-6	£2,450.00
2390mm x 2074mm (8ft approx) includes 2 side lights	FDPFW-1L-8SL	£3,400.00



All doors are to the nearest metric equivalent size (allow an extra 10mm for brickwork opening sizes). Pre-glazed with 24mm argon filled Low 'E' double glazed units. See page 167 for brickwork openings.



Surprisingly affordable, without compromising on quality, Premdor's exceptional hardwood Folding doors can be hung to operate from right to left or left to right. Utilising FSC® certified materials, doorsets are fully-finished using a three-coat, high-build system for optimum weather protection.

- Our hardwood folding white doors are fully finished using a 3 coat Hi Build Microporus Wood Coating System, so they are ready to install on site without further finishing.
- Sets are fully reversible so can be hung to operate from right to left or left to right.
- The set includes a 3 point locking system plus internal keyed drop bolts for extra security. The 3 point security locks are PAS 23/24 tested.
- Supplied unassembled for on site assembly, with full fitting instructions included.
- The doors are 54mm thick, with both the doors and frames built using a modern engineered construction, with a solid hardwood core and 3mm hardwood veneered surface.
- Folding doors are supplied with a fully finished hardwood cill with aluminium sub cill for drainage.
- Supplied with polished chrome handles and stainless steel hardware.

Door size	Code	Price
1790mm x 2090mm (6ft approx)	54PFW6	£2,950.00
2090mm x 2090mm (7ft approx)	54PFW7	£3,150.00
2390mm x 2090mm (8ft approx)	54PFW8	£3,400.00
2690mm x 2090mm (9ft approx)	54PFW9	£3,800.00
2990mm x 2090mm (10ft approx)	54PFW10	£5,150.00
3590mm x 2090mm (12ft approx)	54PFW12	£5,550.00
4190mm x 2090mm (14ft approx)	54PFW14	£6,600.00
4790mm x 2090mm (16ft approx)	54PFW16	£7,050.00



All doors are to the nearest metric equivalent size (allow an extra 10mm for brickwork opening sizes). Pre-glazed with 24mm argon filled Low 'E' double glazed units. See page 167 for brickwork and for door opening configurations.

Cubicles & washroom systems contents



The Hills range

Whether you require a single toilet or changing cubicle or a comprehensive washroom system, Hills will have a product suited for you.

The made to measure range includes a variety of exciting styles, manufactured using quality materials to the highest specification. Choose from the delectable Meadow washroom installation with its hand-crafted components, the dynamic Valley changing cubicles with beautifully profiled frontages or the Bayou system, specifically created for youngsters who may still require adult supervision, plus many more.

Matching made to measure vanitory units, pelmets, lockers, benches, concealed cistern panels, urinal screens and ducting panels, are also available to perfectly complement your washroom project.

The Mix 'n' Fix range is a modular cubicle system, perfect for projects that require a speedy installation within a short time-frame.

Moisture-resistant, standard-sized components are available 'off the shelf' in an array of eye-catching shades, allowing you to create your perfect colour scheme. Easy to install, this versatile range will allow you to create your perfect washroom cubicle layout to service all visitors, including those with mobility requirements.

All systems within the Hills range include height adjustable legs to assist installation and are covered under a three-year manufacturer guarantee.

For further customisation, hinges can be installed fall open or fall shut and outward opening doors can also be specified to create your desired washroom.

Design support

We provide a no-obligation quotation and design service, allowing us to optimise your washroom layout and propose design features to enhance the facilities. In more complex washrooms we can incorporate ducting and wall panels as well as lockers, vanitory units and pelmets. Our support also includes advice on relevant building regulations.

Customer service

As well as offering competitive supply leadtimes, we always aim for on time delivery – full and complete. When it comes to customer service we believe that Hills is hard to beat.

Quality

We manufacture our cubicle systems from quality components, and can therefore offer meaningful performance guarantees.

Technical back up

Advice is available from our experienced sales desk team. Alternatively our technical guide provides a useful reference tool, with in-depth information on specification and technical issues, as well as advice on designing cubicle and washroom systems.

So, whether you are an installer or specifier of cubicle products, with Hills you really can maximise your washroom project every time. Contact us today...


Tel 01642 469469

Email sales@hillscubicles.co.uk

Fax 01642 467711/467722

Website www.hillscubicles.co.uk

Post Units 1-4, Stadium Court, Wallis Road, Skippers Lane Industrial Estate, Middlesbrough, TS6 6JB



152

Made to measure
solid laminate



154

Made to measure
laminate faced
chipboard



155-157

Made to measure
V313 MFC



158

Mix 'n' Fix



160

Accessories
& colours

Made to measure - solid laminate

nightclubs / bars / spas / cinemas / sports stadia / schools / camp sites

Glacier

Unleash your creative flair and choose the versatile Glacier option for your next cubicle and washroom project. Glacier includes aluminium uprights and matching head rail, resulting in a sturdy and quality system that will withstand heavy-traffic even in the most demanding conditions. This versatile washroom allows for further customisation, including sculpted doors, if desired.

Environment: Wet / Dry.

Suggested suitability: Heavy-use; Health clubs, Spas, Nightclubs, Bars, Cinemas.

Materials: Solid laminate. Metal fascias.

Ironmongery: Metallic palette options.

Colours: Solid laminate palette.



Ridge

For those who enjoy an active lifestyle, Ridge offers the robustness and quality required. Based on an innovative flexible aluminium system, Ridge is available in either solid laminate or MFC, resulting in a stylish addition to your washroom or changing facilities.

Ridge is reinforced with steadfast slim line pilasters and includes head rails and indicator bolts for both security and privacy.

Environment: Wet / Dry.

Suggested suitability: Heavy-use; Sports stadia, Nightclubs.

Materials: Solid laminate / V313 MFC.

Ironmongery: Metallic palette options.

Colours: Solid laminate palette.



When a cubicle or washroom system is specified for use in a demanding, heavy-use environment, our solid laminate range is the obvious choice. Impervious to humidity and consistent wetting, solid laminate is often

installed within leisure complexes and sports facilities. Durable and easy-to-clean, the impermeable facings also resist dirt and bacteria and withstand consistent impact and damage, including scratches and cigarette

burns, making our solid laminate products ideal for nightclubs and bars.

Solid laminate products: Contour; Glacier; Ridge; Tor.

Colours: 46 available.



Contour

The Contour has been designed with the needs of youngsters and adult supervisors in mind and is ideally suited for swimming pools, leisure centres or any environment requiring a robust, water-proof cubicle system. Doors are curved and hung at a reduced height to allow for adult supervision. The Contour is available in a range of eye-catching colours to match child-friendly décor.

Environment: Wet / Dry.

Suggested suitability: Heavy-use; Children's sports facilities, Schools.

Materials: Solid laminate. Tubular head rails included.

Ironmongery: Anodised aluminium.

Colours: Solid laminate palette.



Tor

Introducing Hills most vigorous cubicle and washroom specification, Tor is an all-encompassing installation suitable for a variety of wet and dry atmospheres. Tor is easy to clean and maintain and can endure the demands of consistent impact and general wear and tear, day after day.

Environment: Wet / Dry.

Suggested suitability: Heavy-use; Camp sites, Health clubs, Spas, Leisure centres, Sports stadia, Swimming pools, Shower facilities.

Materials: Solid laminate.

Ironmongery: Powder coated aluminium.

Colours: Solid laminate palette.

Made to measure - laminate faced chipboard

golf clubs / hotels / nightclubs / cinemas / shopping centres / museums

Perfect for dry, medium-heavy duty areas, such as office blocks, the Laminate faced chipboard (LFC) range offers a smoother finish and easy-to-clean surface. Available in a variety of eye-catching colours, the LFC range allows you to create an on-trend, hardwearing, yet practical, washroom facility.

Laminate faced chipboard
Products: Artesian; Meadow.

Colours: 25 available.

Meadow

Superbly hand-crafted using lasting laminate-faced V313 chipboard, this unique restroom choice never fails to impress and is ideally suited for art galleries, museums and exclusive hotels. Complementary vanity units are also available to order; a selection of charming storage solutions to suit the level of sophistication garnered by the exquisite, but reliable Meadow.

Environment: Dry / Humid.

Suggested suitability: Heavy-use; Golf clubs, Museums, Art galleries, Restaurants, Hotels, Night clubs, Conference centres.

Materials: Laminate faced V313 chipboard. Post formed fascias and head rails.

Ironmongery: Polished aluminium.

Colours: MFC palette.



Artesian

The Artesian system is a superb alternative to standard cubicles usually found in medium-use areas. With smooth contours and post-formed fascias and headrails, this visually-striking and unique installation is even suitable for those with a restricted budget. Hardwearing and easy to clean, vanity units are also available to beautifully complement the Artesian.

Environment: Dry.

Suggested suitability: Medium-use; Shopping centres, Offices, Supermarkets, Service stations.

Materials: Laminate faced post formed fascias and headrails; 18mm MFC doors and partitions; V313 core material providing additional moisture resistance.

Ironmongery: Anodised aluminium.

Colours: MFC Palette.




Made to measure - V313 MFC

motorway service stations / airports / transport hubs

A dependable choice for use in medium-duty areas, V313 MFC is designed to withstand moisture and remain resilient against daily wear and tear. It is the perfect system for schools, transport hubs and shopping centres. Despite its excellent performance properties, it is not recommended to install a V313 MFC product in humid environments.

V313 MFC products: Bayou; Canyon; Cove; Forest; Mix 'n' Fix; Valley.

Colours: 25 available
6 available - Mix 'n' Fix



Cove

Cove moves out-dated and unstylish transit conveniences forward into the new millennium. With smooth aluminium components and matching headrails, Cove can be supplied in an array of on-trend colours. Vanity units, pelmets, wall panels and ducting are also available, resulting in an all-embracing washroom and cubicle system that can endure heavy footfall.

Environment: Dry.

Suggested suitability: Medium-use; Motorway service stations, Airports, other Transport hubs.

Materials: V313 MFC.

Ironmongery: Metallic palette options.

Colours: MFC palette.

Made to measure - V313 MFC

caravan parks / camp sites / public houses / shopping centres / factories

Forest

With hard-wearing aluminium extrusions factory fitted to all edges of the doors, fascias and partitions, the Forest installation is best suited for atmospheres requiring increased moisture resistance. Perfect for areas that are frequently used by people of all ages, such as caravan parks, camp sites and shopping centres. Despite its robust specification, the Forest still exudes a professional flair.

Environment: Dry / Humid.

Suggested suitability:

Medium-use; Caravan parks, Camp sites, Public houses, Shopping centres, Factories.

Materials: V313 MFC.

Aluminium edging to doors and panels.

Ironmongery: Anodised aluminium.

Colours: MFC Palette.



Valley

With stylish shaped frontages and resilient ironmongery, the Valley can inspire you to create a unique changing room facility for a variety of store types, including boutiques, specialist clothes shops or High street chains. Choose from a range of palette options to match décor or corporate colour schemes, including striking wood grain finishes and vibrant colours.

Environment: Dry.

Suggested suitability:

Medium-use; Retail changing facilities.

Materials: V313 MFC.

Ironmongery: Anodised aluminium.

Colours: MFC palette.



A dependable choice for use in medium-duty areas, V313 MFC is designed to withstand moisture and remain resilient against daily wear and tear. It is the perfect system for schools, transport hubs and shopping centres. Despite its excellent performance properties, it is not recommended to install a V313 MFC product in humid environments.

V313 MFC products:
Bayou; Canyon; Cove;
Forest; Mix 'n' Fix; Valley.

Colours: 25 available
6 available - Mix 'n' Fix



Bayou

With reduced height contoured frontages and available in vibrant, eye-catching colours, a visit to the bathroom no longer has to be an intimidating experience for young children. Doors, fascias and panels are manufactured from hard-wearing, moisture-resistant MFC, making the Bayou a durable choice for restrooms that are frequented by little, yet lively, boys and girls.

Environment: Dry.

Suggested suitability:
Medium-use; Nurseries,
Schools.

Materials: V313 MFC.

Ironmongery: Satin anodised
or Yellow / Blue powder coated
aluminium.

Colours: MFC palette.



Canyon

Easy to install and cost-effective, Canyon is a desirable cubicle and washroom system. Flexible, yet resistant, choose from a selection of vibrant colour options to create your perfect W.C. enclosures. Perfectly suited for fast food premises and restaurants, the Canyon installation can withstand medium-level footfall and easily resists impact and general wear and tear expected in such end-uses.

Environment: Dry.

Suggested suitability:
Medium-use; Fast food outlets,
Restaurants, Public houses.

Materials: V313 MFC.

Ironmongery: Anodised
aluminium.

Colours: MFC palette.

Mix 'n' Fix

When a cubicle and washroom project requires a timely installation during a short time-frame, but style cannot be compromised, the Hills Mix 'n' Fix range is the answer.

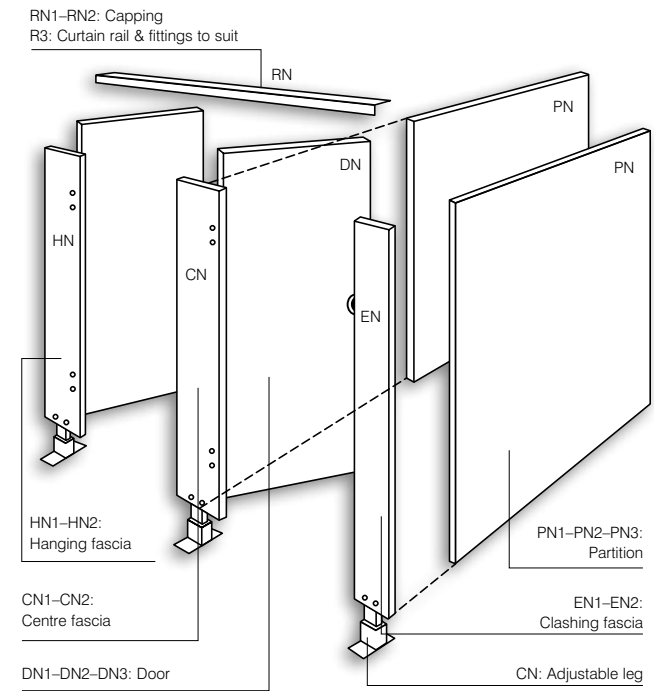
Improved moisture-resistant V313 MFC core material in standard-sized components are available 'off the shelf' in a variety of popular and widely-used colour options. Colours can be mixed allowing you to create a resilient, yet refined washroom and cubicle system that superbly complements its surroundings and ultimate end-use. Versatile and flexible, specifiers, contractors and clients alike are able to create fantastic and all-encompassing layouts to service whoever frequents your restroom facilities, including those with mobility requirements, all at a competitive cost.

How To Order

Questions

- 1) Is this for a wet or dry area? – if wet (i.e. includes showers) then contact Hills cubicles for a quote – if dry then continue.
- 2) Where are the walls? – see examples.
- 3) What are the dimensions? – see examples.
- 4) How many cubicles are required in the space available? – typical size of a single unit is 1550 deep (D) x 800 wide (W).
- 5) What colour is required? – choose from colour palette.

The diagram (right) highlights the standard components available to build your Mix 'n' Fix cubicles. Use the diagram along with the 'How to Order' guide to help choose your system.



For below examples (all based on cubicle size 1550 x 800 and multiples thereof) you will need:

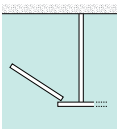
<p>Example 1 Corner Unit x 1</p>	<p>Example 2 Corner Unit x 2</p>	<p>Example 3 Enclosed Unit x 1</p>	<p>Example 4 Enclosed Unit x 4</p>
<p>Example 1</p> <ul style="list-style-type: none"> 1 x PN1 partition, 1 x HN1 hanging fascia, 1 x EN1 clashing fascia, 1 x DN2 door, 1 x RN1 capping rail, 1 x AN ironmongery pack, 1 x BN ironmongery pack. 	<p>Example 2</p> <ul style="list-style-type: none"> 2 x PN1 partition, 1 x HN1 hanging fascia, 1 x CN1 centre fascia, 1 x EN1 clashing fascia, 2 x DN2 door, 1 x RN2 capping rail, 2 x AN ironmongery pack, 1 x BN ironmongery pack. 	<p>Example 3</p> <ul style="list-style-type: none"> 1 x HN1 hanging fascia, 1 x EN1 clashing fascia, 1 x DN2 door, 1 x RN1 capping rail, 2 x DN2 door, 1 x AN ironmongery pack, 1 x CN ironmongery pack. 	<p>Example 4</p> <ul style="list-style-type: none"> 3 x PN1 partition, 1 x HN1 hanging fascia, 3 x CN1 centre fascia, 1 x EN1 clashing fascia, 4 x DN2 door, 2 x RN2 capping rail, 4 x AN ironmongery pack, 1 x CN ironmongery pack.

Other overall widths and depths can be accommodated by using different sized components or by onsite cutting of components but the basic formats should be as above. Call 01642 469469 or refer to our Technical Guide for further guidance.



Mix 'n' Fix ironmongery is supplied in packs:

Pack 'AN' Select one pack for every cubicle.

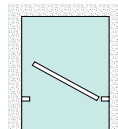


Code 28290 £119.00

Contains:

- 1 x Indicator bolt, including keep and screws
- 1 x Pair hinges (fix through fascia)
- 1 x Leg, bush screws and 2 no.10 x 1/2" screws
- 6 x Fixing brackets, bush screws and fixing screws: 6 no.10 x 1/2" (wall)
- 6 x 6 no.10 x 3/4" (partition to fascia)
- 2 x Rubber buffers and 2 no. 6 x 3/4" screws (fix to fascia for anti-finger trap)
- 8 x Rawlplugs
- 4 x 8 x 1/2" screws (fix capping to fascia)

Pack 'CN' Select one pack for each enclosed configuration regardless of the number of cubicles.

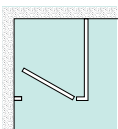


Code 28292 £31.00

Contains:

- 1 x Leg, bush screws and 2 no.10 x 11/2" screws (leg)
- 2 x Rawlplugs

Pack 'BN' Select one pack for each corner configuration regardless of the number of cubicles.

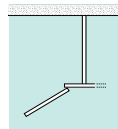


Code 28291 £41.00

Contains:

- 3 x Fixing brackets, bush screws and 6 no.10 x 11/2" screws
- 1 x Leg, bush screws and 2 no. 10 x 11/2" screws
- 8 x Rawlplugs

Pack 'DN' Select one pack for each outward opening door.



Code 28293 £7.00

Contains:

- 1 x Open-out keep and screws

Specification			White		Dusty Grey		Magnolia		Oslo Blue		Grey Sky		Moss		
DN	DN1	Door	1816 x 582 mm	20470	£54.00	20570	£60.00	20670	£57.00	20770	£73.00	20870	£68.00	20970	£73.00
	DN2	Door	1816 x 635 mm	20471	£57.00	20571	£62.00	20671	£61.00	20771	£77.00	20871	£73.00	20971	£77.00
	DN3	Door	1816 x 900 mm	20472	£67.00	20572	£72.00	20672	£72.00	20772	£92.00	20872	£87.00	20972	£92.00
PN	PN1	Partition	1816 x 1524 mm	27870	£119.00	27970	£133.00	28070	£133.00	-	-	-	-	-	-
	PN2	Partition	1816 x 1800 mm	27871	£132.00	27971	£147.00	28071	£147.00	-	-	-	-	-	-
	PN3	Partition	1816 x 1200 mm	27872	£111.00	27872	£122.00	28072	£122.00	-	-	-	-	-	-
CN	CN1	Centre Fascia	1816 x 200 mm	24770	£33.00	27570	£37.00	27770	£35.00	-	-	-	-	-	-
	CN2	Centre Fascia	1816 x 300 mm	24771	£37.00	27511	£41.00	27771	£38.00	-	-	-	-	-	-
EN	EN1	Clashing Fascia	1816 x 100 mm	21070	£29.00	22070	£32.00	24370	£30.00	-	-	-	-	-	-
	EN2	Clashing Fascia	1816 x 150 mm	21071	£31.00	22071	£36.00	24371	£32.00	-	-	-	-	-	-
HN	HN1	Hanging Fascia	1816 x 100 mm	24470	£29.00	24570	£32.00	24670	£30.00	-	-	-	-	-	-
	HN2	Hanging Fascia	1816 x 150 mm	24471	£31.00	24571	£36.00	24671	£32.00	-	-	-	-	-	-
OE	OE1	Edging Strip	2m	28370	£4.00	28371	£4.00	28372	£4.00	28373	£4.00	28374	£4.00	28375	£4.00
VNW	VNW1	Vanity Unit Top	2400 x 600 mm	28770	£72.00	28870	£79.00	28970	£76.00	29070	£97.00	29170	£94.00	29270	£97.00
	VNW2	Downstand	2400 x 300 mm	28771	£57.00	28871	£62.00	28971	£60.00	29071	£74.00	29171	£73.00	29271	£74.00
RN	RN1	Aluminium Capping Rail	914 mm	28190	£15.00	-	-	-	-	-	-	-	-	-	-
	RN2	Aluminium Capping Rail	1828 mm	28191	£23.00	-	-	-	-	-	-	-	-	-	-
COMPONENTS	OE1	Toilet Roll Holder			£79.99										
	OE2	Hat and Coat Hook			£80.99										
	OE4	Floor to Ceiling Post	3m		£89.99										
	OE5	Floor to Ceiling Sockets	Pair		£117.00										
	OE13	Indicator Bolt			£25.00										
	OE14	Pair of Hinges			£25.00										
	OE15	U Brackets			£44.00										
OE16	Double Cap Nuts	10		£29.00											
					£20.00										

Mix 'n' Fix palette



White*†

Dusty Grey*†

Magnolia*†

Oslo Blue*

Grey Sky*

Moss*

*Colour available for doors.

† Colour available for fascias and partitions.

Additional products

Vanitory tops and pelmets

Design and specification of a complete washroom system will usually incorporate features such as vanitory units, pelmets, ducting and lockers. Care should be taken to establish access points for services including water, waste and electricity. Once confirmed these components can be designed into the washroom in the most appropriate layout. Dependant on the cubicle systems specified these items will vary in appearance and construction.

Vanitory tops are normally fitted onto a skeleton frame (manufactured on site by a contractor), allowing for access to plumbing and other services.

Apertures for sinks and other ancillary items can be cut on site in the correct location during installation. However, in order to ensure integrity of the construction it is advisable to inform Hills of this detail during the quotation and ordering process.

Generally vanitory tops with access panels are specified in two standard heights. For adult situations, 850mm is standard height, reducing to 600mm for junior requirements. Any height in between these can be accommodated, subject to sanitaryware requirements.

There is a choice of basic vanitory top types, to match the different ranges of cubicles.



Typical frame assembly

Pelmets are available for use in vanitory unit situations for concealing lighting. Generally pelmets are specified to standard dimensions of 150mm x 150mm, and installation usually undertaken with angle brackets or proprietary fixing systems. There are four basic types of pelmet.



Lockers

Lockers are a changing room 'essential' for storage of personal items. Hills can offer a variety of locker types, all with features to make life easier for the user. The lockers can be supplied manufactured with solid laminate or steel frontages.

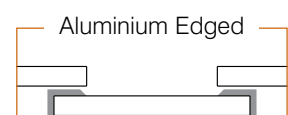
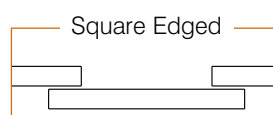
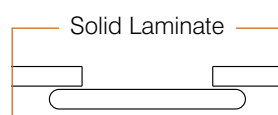
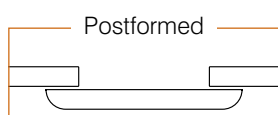


Benches

Benches can be specified in a number of formats, for use in a variety of locations, such as changing facilities or communal areas. They can be wall mounted or located in island positions. Support brackets are supplied as required for the chosen arrangement.

Ducting & wall linings

Ducting and wall linings can be supplied to match your projects requirements. See diagrams [below] for construction specifications and cross sections.



Hills standard colour palettes

MFC palette



Hills cubicles & washroom systems are available in a wide range of colours, to enable you to create innovative and eye-catching washrooms.


See the availability chart (below) to find out which colours apply to your chosen product, then make your selection from the relevant palettes shown.

Alternative colour palette options are also available upon request.

Solid laminate palette



Ironmongery palette (available for Cove, Glacier and Ridge ranges)



Save time and cost by adding our factory options to your door. Prices are available on application.

Factory machining for hinges and/or latches (minimum order quantities apply).

- A cost effective way to accurately machine mortices.
- Saves time on site and improves consistency and quality.
- Available on Moulded, Innova, Veneer and Paint grade plus doors.
- Custom machining available to match your hardware (rounded only).
- Machining is not available for ironmongery shown on pages 96-99.
- Premdor only service rounded hinges.



Factory glazing

- Doors can be supplied fully factory glazed.
- Available on both Safe 'N' Sound and fire doors.
- Glazed mobility fire doors meeting Building Regulation Part M available.
- Fire doors available with either clear or wired glass.
- Available on Moulded, Veneered, Foil, Foil plus, Popular Paint grade and Paint grade plus doors.



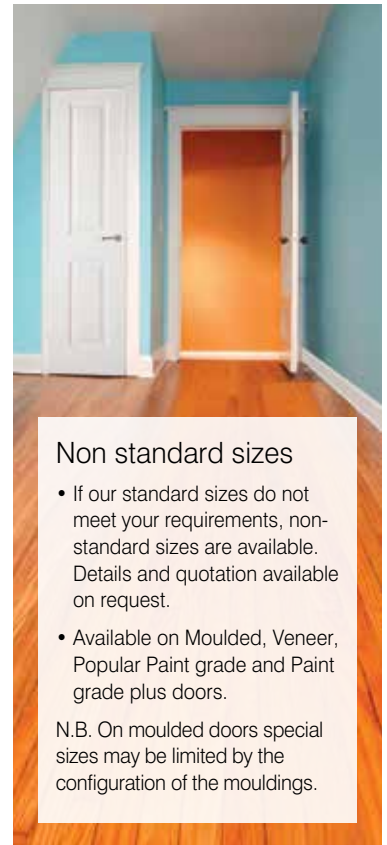
White factory paint face finishing

- Textured moulded panel doors can be supplied factory face only finished in white satin paint (RAL 9003). Does not include door edges.
- Edge banding also available. Please specify if required.
- Cost effective solution, providing a high quality durable paint finish.
- Paint finish guaranteed for two years.
- 'Touch up' kits also available for site repair.



Factory priming

- Textured and smooth moulded panel doors and Popular paint grade doors can be supplied factory face only primed. Does not include door edges.
- Reduces the number of coats of paint required on site.
- Saves time and reduces site painting costs.



Non standard sizes

- If our standard sizes do not meet your requirements, non-standard sizes are available. Details and quotation available on request.
 - Available on Moulded, Veneer, Popular Paint grade and Paint grade plus doors.
- N.B. On moulded doors special sizes may be limited by the configuration of the mouldings.

Supply and fit standard interior latches or locks

- In addition to machining we can supply and fit a standard range of latches and locks.
- Available with chrome face plates.
- Saves time on site and improves consistency and quality.



Supply and fit intumescent seals to fire doors

- Standard intumescent and combined intumescent smoke seal available.
- Saves time on site.
- Ensures that the correct seal is accurately fitted in line with fire test certification.



Moulded door general specification

Non standard sizes

Door thickness
Imperial doors: 35mm (1³/₈")
Metric doors: 40mm.
Fireshield doors: 44mm (1³/₈")
Firemaster doors: 54mm (2¹/₈")

Modification

Doors are not suitable for rebating to form a pair.
Fire doors must not be trimmed on top edge, and only up to 10mm on bottom edge and 10mm on stiles.
Other doors can be trimmed by up to a maximum of 5mm off any edge.

Glazing

Non fire rated glazed doors are supplied with glass toughened to the requirements of BS EN 12600 and tested to BS EN 12150.

Door finishing

Moulded panel doors are suitable for paint finish only. Door faces are supplied with a white base coat ready for on site finishing. Base coat and priming does not seal the door fully against moisture penetration on site. For white factory finished doors - see page 162.

Touch up paint

Order code: 43075 – Cans

Lock block location in Standard Core doors

'Lock' is inkjetted on the top edge of the door on the side where the lock block is positioned. The lock block position is **880mm** from the top of the door to the top of the lock block. The lock block is **360mm** long. See page 169.

Bi-fold doors

Bi-fold doors have the moulded panel design on both sides and are suitable for use as room dividers or wardrobe doors. The doors are supplied pre-hinged with running gear included. Door sizes shown are nominal, with actual dimensions slightly smaller to allow for door gear and clearance.

Standard core

Economy core specification, with single lock block, for light duty applications. See page 169.

Semi-solid core

Semi-solid doors are made with additional core components giving a heavier feel to the door. See page 169.

Safe 'N' Sound

A solid core specification, in a standard thickness door, offering a substantial feel. See page 169.

Fire door core

Moulded fire doors are constructed using a high density chipboard panel within a timber frame. See page 169.



Fire doors

■ Premdor Fireshield FD30 fire doors are compliant with British Standards and the BWF Certifire Scheme. See relevant data sheet for more details if required.



■ Fireshield doors are rated FD30 when hung in appropriate frame with the correct **intumescent strips** in the jambs and head, or top and long edges of the door. Glazed Fireshield doors are supplied with clear (unwired) fire rated glass as standard.



Firemaster doors are rated FD60 when hung in appropriate frame with the correct **intumescent strips** in jambs and head, or top and long edges of door. Please see Data sheet attached to the door.

Building regulations (England & Wales)

Moulded doors are offered fully compliant with Building Regulations where applicable.



Fire safety: Standard doors are tested to BS476 Part 22 and certified for use meeting Approved Document B.



Mobility: The range includes size options and glazing designs suitable for use under Approved Document M.



Acoustics: FD30 fire doors have demonstrated a sound reduction value of up to 29RwdB, which can assist in meeting the requirements needed for flat entrance systems against Approved Document E. When hung appropriately, in a suitable frame with fitted perimeter seals and compliant hardware. Please contact Premdor for details.

Scottish and Northern Irish Regulations may also be applicable on a Regional basis and doors are similarly compliant and are Certifire approved.



Guarantees

Guaranteed for ten years against manufacturing defects. Guarantees are subject to the products being treated in accordance with Premdor's instructions for storage, handling, installation, maintenance and use and exclude ironmongery where applicable. Failure to follow these instructions may invalidate your guarantee. This does not affect your statutory rights.



Environmental policy

Moulded standard core doors are environmentally third party certified FSC®. Semi-solid core, Safe 'N' Sound and Fireshield doors are all environmentally third party certified PEFC.



Our manufacturing and central warehouse facility in the UK is located at Barnsley and has been independently accredited to meet the environmental management standard ISO 14001.

All of our timber based material suppliers are obligated to ensure that, as a minimum, wood is sourced in accordance with local legal forestry and logging controls, and is **EUTR compliant**. The majority of timber used in Premdor manufactured products is certified under FSC®, PEFC, MTCC, CSA or SFI approval. These schemes are recognised under guidance issued by the Government's Central Point of Expertise on Timber (CPET), ensuring credible environmental control. Relevant products are marked with the icon shown, based on information correct at time of printing.



Product availability

All items shown **tint flashed** are normally available ex-stock.

Ordering

Door prices exclude ironmongery and frames. Except where stated, doors supplied will require on site decoration. When ordering always state product codes. All prices exclude VAT. Specifications may vary at our option.

Trademarks

Safe 'N' Sound, Fireshield and Firemaster are all Premdor trademarks.

Storage and handling

Doors should be stored and handled as prescribed in the BS Code of Practice BS 8000 Part 5 1990.

Doors should be laid flat on three equal thickness bearers located along the door length to evenly distribute weight and avoid damage, and kept dry and clean inside any polythene packaging until immediately before painting. Do not store or install in an area which may be subject to extremes of temperature. Use a dry, well ventilated building, in areas which have not been recently plastered.

It is essential that precautions are taken to prevent moisture content build up. Particular care is needed in centrally heated or air conditioned buildings. Premdor must be informed at the time of tender and order whenever doors are needed for such buildings.

The testing and rapid switching on and off of heating during the construction is detrimental to joinery.

It is important that any packaging material (shrink wrap etc.) is left on the door for as long as is practically possible to avoid damage to door surfaces. This is particularly relevant to fully finished products.

Installation

Doors should be fitted as prescribed in the BS Code of Practice BS 8000 Part 5 1990.

It is essential that doors be fully sealed immediately after delivery. They should be sealed and knotted and primed on both faces and all four edges, and should then be fully finished, preferably before installation.

It is essential that if the finish is broken in any way (e.g. trimmed, drilled or cut for letter box, hinges etc.) then any such exposed area should be painted/ sealed. If, when installing doors, a reduction in overall size is required, it is important that equal amounts are taken from opposite edges. Allowable trim dimensions available on request.

When fitting locks and latches in doors, it is important to ensure that the construction and performance of the door is not adversely affected.

All doors should be hung 1¹/₂ pair suitable for the weight of the door, fire doors please see data sheets provided with each door.

Finishing

Decoration should be carried out in accordance with BS 6150: 2006 and BS 8000 Part 5: 1990. Products must be clean and dry prior to finishing, having moisture content which is no greater than the average for the intended location. Always follow the manufactures instructions provided with the paint which is to be applied.

It is important that the finishing system is balanced by equal application to both sides at the same time to ensure that an imbalance of moisture does not occur, particularly in the decoration of doors. The complete surface area should be fully treated with topcoat paint prior to installation. To ensure adequate coverage at least three coats of topcoat paint needs to be applied. All edges and any areas which have been cut, drilled, etc. must be fully painted to the same standard as the rest of the door.

Premdor has no control over customer applied finishes of doors and therefore cannot accept any claims for problems of any type relating to customer finishing of the doors.

Do not use oil (e.g. Danish oil) waxes, polishes or dyes as they do not properly seal the door. Coatings must be regularly maintained to prevent a breakdown of the protective paint film, which can lead to moisture ingress/loss and deterioration of the door.

Please note

Finger-jointed materials may be used in manufacture, enhancing product stability.

Optional Premdor aperture details are shown on pages 90 and 44.



Apertures to fire doors may only be added retrospectively by Premdor or by Premdor appointed "FAST" licensed door processors, operating as members of the BWF/CERTIFIRE scheme. Modifications made outside of this scheme will invalidate the product certification.

Location and contact details of "FAST" licensees available on request.

Timber/Contemporary door general specification

Door thickness

Imperial doors: 35mm (1³/₈") or 44mm (1³/₄").

Metric doors: 40mm (except Pine doors).

Firesheild doors: 44mm (1³/₄").

Internal slab construction doors have 10mm lippings to all four edges of the door.

Internal stile and rail construction doors have 12mm lippings to all four edges of the door.

Internal FD30 doors have 13mm lippings to the top and bottom edge. 10mm lippings to each long edge.

If it is necessary to reduce the size of the door, for internal non fire rated doors, do not trim more than 5mm from any side / top or bottom. Fire doors can be trimmed up to 3mm from either side and 6mm from the bottom (do not trim top of door).

Door finishing

4 panel, 2 light glazed, Wiltshire, Shaker, 1930's Shaker, Croft solid, Croft solid glazed, Milano, Nice, Ladder and Pine doors are supplied un-finished and ready for finishing on site with paint or stain.

Apply a minimum of 3 top coats of a high quality interior door finish specially formulated to protect interior doors following the manufacturer's recommendations and ensuring that the door is correctly primed and undercoated. Use a high quality permeable, micro porous wood door finish specially formulated for interior doors.

We do not recommend the use of varnish as there may be adhesion problems due to the resinous nature of some hardwoods. Do not apply varnish coatings to this door.

Do not use Oils (e.g. Danish Oil) Waxes, Polishes, or dyes as they do not properly seal the door and can lead to delamination of the veneer.

Coatings must be regularly maintained to prevent a breakdown of the protective paint or stain film which can lead to moisture ingress/loss and deterioration of the door.

4 panel, 2 light glazed, Croft solid and Milano are also supplied as a fully finished option. Doors are finished with a 3 - part Polyurethane coating for lasting protection.

Special Order Sizes

Premdor can only offer the sizes stated in the catalogue. Bespoke orders in this range are not available.

Pairs

Single doors featuring bevel edged or decorative glass should be hung selectively to ensure fully matched glazing if used as pairs.

Options

Please note that Option Plus servicing is not available on timber doors. Timber doors are not available for use as SpeedSet or SoundSecure doorsets.

Environmental policy



All oak doors are environmentally third party certified PEFC.



Guarantees

Guaranteed for five years against manufacturing defects apart from all Pine doors which are guaranteed for two years.



Guarantees are subject to the products being treated in accordance with Premdor's instructions for storage, handling, installation, maintenance and use and exclude ironmongery where applicable. Failure to follow these instructions may invalidate your guarantee. This does not affect your statutory rights.



Product availability

All items shown tint flashed are normally available ex-stock.

Ordering

Doors should exclude ironmongery and frames. Except where stated, doors supplied will require on site finishing. When ordering always state product codes. All prices exclude VAT. Specifications may vary at our option.

Storage and handling

Doors should be stored and handled as prescribed in the BS Code of Practice BS 8000 Part 5 1990. Doors should be laid flat on three equal thickness bearers located along the door length to evenly distribute weight and avoid damage, and kept dry and clean inside any polythene packaging until immediately before painting/staining. Do not store or install in an area which may be subject to extremes of temperature. Use a dry, well ventilated building, in areas which have not been recently plastered. It is essential that precautions are taken to prevent moisture content build up. Particular care is needed in centrally heated or air conditioned buildings. Premdor must be informed at the time of tender and order whenever doors are needed for such buildings. The testing and rapid switching on and off of heating during the construction is detrimental to joinery.

Doors should not be exposed to sunlight since natural shading or fading might occur. It is important that any packaging material (shrink wrap etc.) is left on the door for as long as is practically possible to avoid damage to door surfaces. This is particularly relevant to fully finished products.

Installation

Doors should be fitted as prescribed in the BS Code of Practice BS 8000 Part 5 1990.

It is essential that doors be fully sealed and any air gaps plugged, immediately after delivery. Pine doors should be sealed and knotted and primed on both faces and all four edges, and should then be fully finished, preferably before installation.

Edges of doors with lacquer finish should be sealed and if any surface is subsequently cut, it should be painted or lacquered before the door is fixed into position. This particularly applies when end grain is exposed. It is essential that if the preservative seal is broken in any way (e.g. trimmed, drilled or cut for letter box, hinges etc.) then any such exposed area should be sealed, painted/stained. If, when installing doors, a reduction in overall size is required, it is important that equal amounts are taken from opposite edges. Allowable trim dimensions available on request. When fitting locks and latches in doors, it is important to ensure that the construction and performance of the door is not adversely affected. If a mortice lock is to be fitted, it must not be located opposite the mid rail of the door. Letterplates, locks etc. should be installed prior to the door being hung.

Factory finished products

Coated surfaces require regular maintenance and cleaning at least annually to remove surface pollution. Some 'chalking' of the finish may occur over time due to natural erosion of the microporous paint film. This does not detract from the systems protective performance. On occasion timber products may exude resin after installation. Typically, if resin is present this 'bleeding' cannot be prevented. Discolouration can occur which will require attention and maintenance to retain the aesthetics and integrity of the coating. Resin exudation is excluded from our performance guarantee.



Finishing

Decoration should be carried out in accordance with BS 6150: 2006 and BS 8000 Part 5: 1990. Products must be clean and dry prior to finishing, having moisture content which is no greater than the average for the intended location. Always follow the instructions provided with the stain or paint which is to be applied.

It is important that the finishing system is balanced by equal application to both sides at the same time to ensure that an imbalance of moisture does not occur, particularly in the decoration of doors. The complete surface area should be fully treated with topcoat paint or stain prior to installation. To ensure adequate coverage at least three coats of topcoat paint/stain needs to be applied. All edges, rebates for glazing and any areas which have been cut, drilled, etc. must be fully painted/ stained to the same standard as the rest of the door.

Premdor has no control over customer applied finishes of doors and therefore cannot accept any claims for problems of any type relating to customer finishing of the doors.

Do not use oil (e.g. Danish oil) waxes, polishes or dyes as they do not properly seal the door and can lead to delamination of the veneer.

Coatings must be regularly maintained to prevent a breakdown of the protective paint or stain film, which can lead to moisture ingress/loss and deterioration of the door.

Please note

Finger-jointed materials may be used in manufacture, enhancing product stability.

Veneered & flush door general specification

Door thickness

Imperial doors: 35mm (13/8") or 44mm (13/4").

Metric doors: 40mm.

Fireshield: 44mm (13/4").

Firemaster: 54mm (21/8").

Glazing

Glazed non-fire doors are supplied with glass toughened to the requirements of BS EN 12600.

Pairs

Please see relevant Data sheet or contact Premdor for advice.

However, **Premdor cannot guarantee matching grain or colour on standard veneered or Innova pairs**. In addition, rebated pairs, or pairs with a double acting hanging action must be ordered specifically. Contact Premdor for more advice.

Standard Veneers

Veneered doors are manufactured using commercially available veneer cuts and lipping's.

As with any natural material, colour and graining does vary and should be expected, according to species.

Our standard veneer cut specifications are:

Anegre – mixed crown, half crown & quarter cut

European Ash – mixed crown & half crown

Ash Innova 1 panel – crown or half crown centre panel, quarter. Cut stiles & rails

Steamed Beech – quarter cut only (slip match)

Koto – quarter cut only

Maple – mixed crown, half crown & quarter cut

Sapele – quarter cut only

American White Oak – mixed crown & half crown.

White Oak Innova – 1p crown or half crown centre panel, quarter. Cut stiles & rails

American Black Walnut – mixed crown & half crown

Veneer Match

Veneer Match doors are made with full chain of custody (FSC®), engineered veneers that provide an industry leading colour and grain match.

As with all timber products, prolonged exposure to direct sunlight may cause colour changes in these veneers.

Beading

Paint grade doors are supplied with beads unfinished ready for on site treatment. All other doors are supplied with beads to complement the veneer faces.

Reproduction

Drawings and photographs are intended as being illustrative only and do not represent a product offering. Colours and photographs depicted are as accurate as photographic and printing processes can allow.

Guarantees




Guaranteed for ten years against manufacturing defects.

Guarantees are subject to the products being treated in accordance with Premdor's instructions for storage, handling, installation, maintenance and use and exclude ironmongery where applicable. Failure to follow these instructions may invalidate your guarantee. This does not affect your statutory rights.

For storage, handling, installation and maintenance information, please see page 164.



Fitting FD30 glazing system



FD30 glazing system fitted

Standard core

Cost effective core specification, with single lock block at mid height, for light duty applications.

Fire door core

Flush fire doors feature either a modern, full, three layer, particleboard construction (PremCOR), or a traditional framed up solid core / TubeCORE construction. Unless specified any core type could be supplied.

ExtraCORE

The ExtraCORE option is available in some ranges where extra trimming is required on site, such as with refurbishment situations. Approximately 40mm can be removed from each door stile or rail without affecting the integrity of the door. It is recommended that equal dimensions are removed from opposite edges. For full details please contact Premdor.



Fire doors

Premdor fire doors are compliant with British Standards and the BWF Certifire Scheme. See relevant data sheet for more details if required.



Fireshield is FD30 rated, when hung in appropriate frame with the correct **intumescent strips** in jamb and head, or top and long edges of the door. An additional 15 x 4mm strip is required to the hanging edge or frame jamb and also frame head rebate. Glazed Fireshield doors are supplied with clear (unwired) fire rated glass as standard. Please see data sheet attached to door.



Firemaster is FD60 fire rated when hung in appropriate frame with the correct **intumescent strips** in jamb and head, or top and long edges of door. Please see data sheet attached to door.



Apertures to fire doors must only be added retrospectively by Premdor or by Premdor appointed "FAST" licensed door processors, operating as members of the BWF/CERTIFIRE scheme. Modifications made outside of this scheme will invalidate the product certification.

Location and contact details of "FAST" licensees available on request.



CF 625 A 014049

PREMDOR

Tel: 01226 383434

Fire Door Certification invalid unless installed and maintained exactly in accordance with Manufacturer's instructions and this label is retained unaltered and not removed.

CERTIFIED FIRE DOOR

FD 30

Glazed flush fire doors

Premdor flush fire doors are compliant with British Standard and are Certifire approved.

Glazed apertures must **not** be added retrospectively on site.

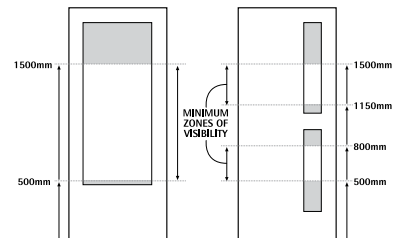
Building regulations

Flush doors are offered fully compliant with Building Regulations where applicable.

Fire safety: Standard doors are tested against BS 476 Part 22 and certified for use meeting Approved Document B.

Mobility: The range includes size options and designs suitable for use under Approved Document M.

Effective visibility requirements for part M mobility doors.



Building Regulation Part M dictates the requirements for glazed doors in specific locations. The diagram (above) offers general guidance, but for specific information please check current Building Regulations.



Acoustics: FD30 fire doors have demonstrated a sound reduction value of up to 29Rw dB, which can assist in meeting the requirements needed for flat entrance systems against Approved Document E.

In all cases doors require to be hung appropriately, in a suitable frame with fitted perimeter seals and compliant hardware. Please contact Premdor for details.

Scottish and Northern Irish Regulations may also be applicable on a Regional basis and doors are similarly compliant.



Environmental policy

Doors indicated are environmentally third party certified FSC® or PEFC.



Product availability

All items shown tint flashed are normally available ex-stock.

Ordering

Where indicated, door prices include glass, but exclude ironmongery and frames. Popular and Paint Grade doors supplied will require on site finishing. When ordering always state product codes. All prices exclude VAT. Specifications may vary at our option.

Trademarks

Popular, Fireshield and Firemaster are all Premdor trademarks. Innova is a Premdor registered trademark.

Paint Grade Popular and Plus see Moulded specifications for details.

External door general specification

Door thickness (Excluding FLB & LB)

Standard doors: 44mm (1³/₄").

Fireshield: 44mm (1³/₄").

Firemaster: 54mm (2¹/₈").

Beading

Unglazed traditional hardwood, panel and flush doors are supplied with bead packs as standard.

Glazing suitability

Unglazed Exterior feature and panel doors are suitable for double glazing up to 14mm thick, unless indicated for single glazing only.

Traditional feature doors are not available factory glazed, finished or serviced or as a doorset.

Garage doors are suitable for either single or 14mm double glazing, with beading supplied.

Door finishing

There can be no guarantee against moisture ingress / loss related problems (such as swelling, shrinkage, warping, splits and open joints) if the door is not correctly coated with a quality exterior door finish specifically formulated to protect exterior doors. Do not use non-permeable coatings on exterior doors. If using a water based product, this may lift the fibres of the timber veneer. Do not use waxes, polishes, dyes or oils (e.g. Danish Oil) as they do not properly seal the door and can lead to delamination of the veneer. Do not apply varnishes to the door as due to the resinous nature of some hardwoods there can be adhesion problems causing a breakdown in the coating.

Traditional hardwood feature and panel doors require full decoration prior to installation. Please note that hardwood products may vary in finished appearance due to colour variation in timber materials.

Hemlock panel doors are often stain finished on site, however, as ply panels may not match timber framing, and visible finger joints may occur, this type of decoration may not achieve a satisfactory finish. The use of paint finish is therefore recommended.

FLB and LB doors must be finished as soon as they arrive on site to prevent moisture movement.

None of these doors are treated with preservative. Decoration must be carried out in line with BS6150:2006 and BS8000 part5.

Weather protection

To ensure door and door frame provide adequate performance in exposed situations, it is recommended that installation is within a porch or canopy. This is particularly critical with open in doors and pairs.

Letterplates

When installing flush or fire doors, if a letterplate is required this should be of the sleeved type to ensure protection against water ingress into the exposed door core. In fire doors letterplates must be Certifire approved fire resisting design.

Storage, handling, installation, maintenance and use

Storage and handling

Doors and doorsets should be stored and handled as prescribed in BS Code of Practice BS 8000 Part S 1990.

Doors and doorsets should be kept dry and clean inside the polythene packaging until immediately before painting/staining. Do not store or install in an area which may be subject to extremes of temperature. Use a dry, well ventilated building, in areas which have not been recently plastered.

It is essential that precautions are taken where there is a risk of moisture content build up. Particular care is needed in centrally heated or air conditioned buildings.

Premdor must be informed at the time of tender and order whenever doors are needed for such buildings. The testing and rapid switching on and off of heating during the construction is detrimental to joinery.

Doorsets are heavy! Take care when lifting or handling. Consider fully any handling risk, including danger from glazed panels.

Face fixed weatherboards

On timber doors a face fixed weather-board is required.

Hardwood: Code 46979 Price £16.00.

Softwood: Code 45179 Price £16.00.

Fire doors

Premdor fire doors are compliant with British Standards and the BWF Certifire Scheme. See relevant data sheet for more details if required.

Fire door core

Exterior Flush fire doors feature a traditional framed construction.

Fireshield FD30 rated, when hung in appropriate frame with the correct intumescent strips in jamb and head, or top and long edges of the door. Glazed Fireshield doors are supplied with clear wired fire rated glass as standard. Please see data sheet attached to door.

Firemaster FD60 fire rated when hung in appropriate frame with the correct intumescent strips in jamb and head, or top and long edges of door. Single FD60 exterior flush doors cannot be used to form pairs. Please see data sheet attached to door.

Thermal efficiency

'U' values are indicated alongside products in this section for guidance only. All values shown are manufacturers calculations, based on material content for an 838mm size door within a doorset. The 'U' value indicates the thermal efficiency (w/m²/k) the lower the 'U' value the greater the energy saving.

Building regulations

Suitable for most 'Part L' projects.

Oak Part L feature doors

Exterior entrance doors for use in all new build and as replacement doors are required to have a thermally efficient "U" value. The "U" value required for a particular application will be given in the local building regulations. The "U" values quoted in this Range Guide are manufacturer's calculations based the door leaf being hung in a timber frame to produce a doorset size 1000mm x 2000mm.

Please check that the "U" value quoted in this Range Guide is low enough to meet the requirements of the building regulations in the place where the door will be installed.

External Slab Construction doors have 10mm lipping's to each long edge. 19mm lipping's to top and bottom. External Stile and Rail doors have 19mm lipping's to all four edges of the door.

If it is necessary to reduce the size of the door, for external doors, do not trim more than 5mm from any side / top or bottom.

Finishing. Use a high quality permeable, micro porous wood door finish specially formulated for external doors.

Installation

Doors and doorsets should be fitted as prescribed in the BS Code of Practice CP151.

It is essential that doors be fully sealed and any air gaps plugged, immediately after delivery. They should be sealed and knotted and primed on both faces and all four edges, and should then be fully finished, preferably before installation. Any surface subsequently cut should be primed before the door is fixed into position. This particularly applies when end grain is exposed.

It is essential that if the preservative seal is broken in any way (e.g. trimmed, filled or cut for letter box, hinges etc.) then any such exposed area should be preservative treated, painted/stained.

Decorative finished products

Coated surfaces require regular maintenance and cleaning at least annually to remove surface pollution. Some 'chalking' of the finish may occur over time due to natural erosion of the microporous paint film. This does not detract from the systems protective performance.

Special Order Sizes

Premdor can only offer the sizes stated in the catalogue. Bespoke orders in this range are not available.

Please note Premdor's Harwood Feature doors, Softwood Panel doors and Exterior flush doors may not always be compatible with the building regulations that apply to new build or home extensions.

Guarantees

Guaranteed for 1, 2 or 5 years against manufacturing defects. Guarantees are subject to the products being treated in accordance with Premdor's instructions for storage, handling, installation, maintenance and use and exclude ironmongery where applicable. Failure to follow these instructions may invalidate your guarantee. This does not affect your statutory rights.

Product availability

All items shown tint flashed are normally available ex-stock. Some designs may be discontinued during the life of this Range Guide.

Ordering

Door prices exclude glass, letterplate aperture, ironmongery and frames unless where otherwise stated. Doors supplied will require on site finishing. When ordering always state product codes. All prices exclude VAT. Specifications may vary at our option.

Timber door frames

Weather protection

To ensure doors and door frames provide adequate performance in exposed situations it is **recommended that a porch or canopy is installed**. Door frames are supplied with factory fitted weather strip. One hour fire door frame with a 57mm x 90mm head and jamb has 25mm (1") rebates. Half hour fire door frames have the option with or without cill. The cill is flush 50 x 78mm with the head and jamba 57 x 78mm.

Weatherbar set

Silver coloured aluminium low level weatherbar supplied loose for on site fitting as standard on mobility frames.

Frame finishing

All softwood frames are vacuum preservative treated and supplied with a 'Honey' prime finish.

Hardwood cills are supplied without a base coat stain.

Guarantees

Guaranteed for 30 years against fungal attack and rot (softwood only).

Guaranteed for ten years against manufacturers defects.

On occasion timber products may naturally exude resin after installation. Typically, if resin is present this 'bleeding' cannot be prevented and Premdor are unable to accept liability.

Discolouration can occur which will require attention and maintenance to retain the aesthetics and integrity of the coating. On occasion timber products may exude resin after installation. Typically, if resin is present this 'bleeding' cannot be prevented. Discolouration can occur which will require attention and maintenance to retain the aesthetics and integrity of the coating. Resin exudation is excluded from our performance guarantee.

Exposure conditions can vary significantly according to location. South facing elevations and coastal sites will reduce to some extent the finish life to first maintenance. Our guarantees are intended to cover reasonable average UK conditions.

Composite doors

Care of composite doors

Composite doors will stay in top condition with just one clean per month. Keep the grime and grit away with warm soapy water (not washing up liquid) and wipe with a soft cloth. The door frame can be washed with warm soapy water however stubborn stains may require a

specialised PVC-U cleaner (read the cleaner guidelines carefully). Hardware should be wiped down with a clean cloth, warm water and a mild detergent, then simply wipe clean to a shine.

Composite doors are low maintenance – you'll find a little care every six months goes a very long way.

To keep hinges at their best lubricate with a little light engineering oil. Cylinder locks need lubricating with a Teflon based lubricant. It is especially important to look after the hardware on your door if you live near or by an industrial estate, add a touch of light engineering oil on all moving parts.

French and folding doorsets

Doorset

The finished frame height is 2074mm for french doors and 2090mm for the folding doors.

Handing

French sets open outwards and thanks to our unique reversible technology, either the left or right door can be used as the main opening door.

Folding sets are reversible from the same set for left or right opening which can be chosen on site.

Glazing

The 24mm Double glazed units incorporate special Low 'E' thermal glass with an argon filling to enhance the thermal performance, the double glazed units are fitted into the doors so there is no glazing required on site. The glass is toughened to the 2 latest European standards BS EN 12150 and BS EN 12600.

Finishing

The sets have been factory finished with 3 coats of High Build microporous finish applied and ready to install on site without further finishing. One total immersion dip coat and 2 top coats. The finish incorporates maximum UV protection.

It is very important that the finish on your door set is checked and re-coated after 12 months (six months in coastal areas). This will maintain the decorative finish and ensure that no moisture enters the timber of the doors and frames during the life of the product.

The length of time between re-coating depends greatly on exposure to weather and the direction the sliding/ folding doors face. The coating will last longer in a sheltered or north facing site. However, if the site is south facing, or in a heavy weather exposure area, we recommend checking for break down every six months after purchase and re-coating if necessary.

We recommend that your door set is maintained and refinished using medium or high build microporous wood finishes. In addition, it's better to refinish as soon as you see any breakdown of the finish. Don't wait until it's too late and the finish has completely broken down allowing moisture into the wood.

We do not recommend the use of yacht varnish, waxes or oil applications to pre-finish our doorsets for external use.

Weather protection

All of our sets incorporate double weather and draught seals.

Locking systems and ironmongery

The doorsets are supplied with a multi-point locking system. The handles are of a chrome effect and are supplied loose, ready for fitting on site.



Thermal efficiency

U_{0.001} The Building Regulation Part L rating of the whole set is 1.7W/m²K which passes the regulations for refurbishment, extensions to existing dwellings or new build homes. The Low 'E' glass used has a 1.1W/m²K rating. Please note that the 'U' Values are indicated alongside products for guidance only. Values shown are independently tested by an

accredited testing company. The 'U' value indicates thermal efficiency (W/m²K). The lower the rating the greater the energy saving. For further information see Building Regulations Part L.

'U' Values

Folding doors • Part 'L' 1.5 W/(m²k) • Glass 1.1 W/(m²k)
French doors • Part 'L' 1.7 W/(m²k) • Glass 1.1 W/(m²k)

Guarantees

Guarantees are subject to the products being treated in accordance with Premdor's instructions for storage, handling, installation, maintenance and use and exclude ironmongery where applicable. Failure to follow these instructions may invalidate your guarantee. This does not affect your statutory rights.



Factory fitted glass carries a 5 year guarantee.



Guaranteed for 10 years against doors and hardware manufacturers defects.

Ordering

All prices exclude VAT. Specifications may vary at our option.

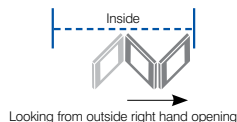
Handings and brickwork sizes:

Choose between left or right handing – There is no need to order left or right opening sets as our folding sets are all reversible and this can be chosen when the set arrives on site. All our folding doors fold outside to allow maximum use of space in your room.

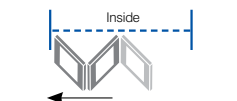
Brickwork sizes and how your folding doors open

3 door configuration

6' Brickwork size 1800 x 2100mm
7' Brickwork size 2100 x 2100mm
8' Brickwork size 2400 x 2100mm
9' Brickwork size 2700 x 2100mm



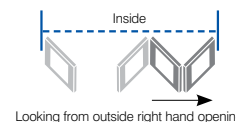
Looking from outside right hand opening



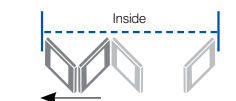
Looking from outside left hand opening

4 door configuration

10' Brickwork size 3000 x 2100mm



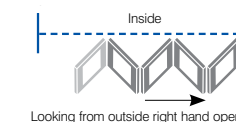
Looking from outside right hand opening



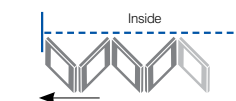
Looking from outside left hand opening

5 door configuration

12' Brickwork size 3600 x 2100mm



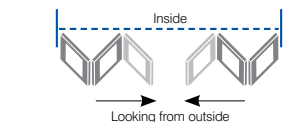
Looking from outside right hand opening



Looking from outside left hand opening

6 door configuration

14' Brickwork size 4200 x 2100mm
16' Brickwork size 4800 x 2100mm



Looking from outside

Finishing

Decoration should be carried out in accordance with BS 6150: 2006 and BS 8000 Part 5: 1990.

Products must be clean and dry prior to finishing, having a moisture content which is no greater than the average for the intended location. Always follow the instructions provided with the stain or paint which is to be applied. Where necessary, Shellac knotting may be applied to honey primed door frames to aid resistance to resin staining subsequent to paint finishing.

The use of dark coloured paint finishes should be avoided on all softwood external joinery to minimise solar gain. A neutral colour undercoat should be considered when it is desired to finish frames in pastel shades.

It is important that the finishing system is balanced by equal application to both sides at the same time to ensure that an imbalance of moisture does not occur, particularly in the decoration of doors.

The complete surface area should be fully treated with topcoat paint or stain prior to installation. To ensure

adequate coverage at least three coats of topcoat paint/ stain needs to be applied. All edges, rebates for glazing and any areas which have been cut, drilled, etc must be fully painted/stained to the same standard as the rest of the door.

Do not use Oil (e.g. Danish Oil) Waxes, Polishes or dyes as they do not properly seal the door and can lead to delamination of the veneer.

Coatings must be regularly maintained to prevent a breakdown of the protective paint or stain film, which can lead to moisture ingress/loss and deterioration of the door.

Maintenance

At annual intervals or more frequently if necessary, inspect and lubricate all ironmongery, hinges, pivoting and sliding parts. Inspect the condition of the decorative and glazing systems on all external joinery at maximum intervals of one year and carry out remedial work as required.

Weather protection

It is recommended that exterior doors which are to be located in exposed areas should be protected by a canopy or porch.

Please note

Finger-jointed materials may be used in manufacture, enhancing product stability.

Timber door frames

If stored outside, the frame should be placed on level bearers and protected by a tarpaulin. There must be space for air to circulate around and between the frames.

Check that the frame is perfectly square by measuring the frame diagonals. These are exactly the same length if the frame is square.

NOTE: On external door frames for fire doors, the gap between the frame and brickwork must be packed with a non-combustible material, for example, mineral wool fibre.

Distributor Information



To contact the Premdor
Sales Office, telephone: **0844 209 0008**

To place an order, please use the details below;

INTERNAL & EXTERNAL DOORS

Premdor,
Birthwaite Business Park, Huddersfield Road,
Darton, Barnsley. S75 5JS.

Facsimile: 0844 371 5333 (orders)
0844 371 5334 (general enquiries)

Email: barnsleysales@premdor.com

CUBICLE & WASHROOM SYSTEMS

Hills Cubicles & Washroom Systems,
Units 1–4, Stadium Court, Wallis Road,
Skippers Lane Industrial Estate,
Middlesbrough TS6 6JB

Facsimile: 01642 467711

Email: sales@hillscubicles.co.uk

Please ensure all orders are coded. This helps us to supply the correct product.

How to code your order

Door orders

1. Select the numeric code for the chosen door;
Interior 6 panel moulded
762 x 1981 x 35mm = 12411
2. Select any options required e.g.
white factory paint face finishing.

How to place your order

Orders can be placed in various ways:

1. Order by fax.
2. Order by post.
3. Order by email
3. Order by E.D.I. (contact us for details).

Full information about our Sales Office is shown above.

The information needed to process your order:

1. Your company name and address.
2. An order number.
3. A postcoded delivery address (including a contact name and telephone number).

For each item ordered:

1. The product and any option.
2. The quantity required.
3. The price per unit.
4. Quotation number if relevant.

Prices

All prices shown in this catalogue are exclusive of VAT. Prices are subject to alteration without notice and goods will be invoiced at the prices prevailing at the time of despatch. This priced catalogue supersedes all previous price lists.

Product availability

Items shown **tint flashed** green are normally available ex-stock. Details of leadtimes for other items can be obtained from the Sales Office.

Our order acknowledgement, issued after your order has been processed, will confirm our anticipated delivery date.

Delivery leadtimes

Delivery leadtime indications are given subject to the availability of materials and production loadings. Whilst every effort will be made to achieve these dates, they may vary without notice.

Amendments and cancellations

Any order amendment or cancellation will not be accepted without prior written agreement, and a charge will be levied for any specific costs incurred.

Delivery

Premdor delivers across mainland UK on a published multi-drop schedule based on key order days for the delivery address postcode area. Please note that delivery dates may change and will vary around bank holidays. Details of the current delivery arrangements can be obtained from Premdor.

Please supply post code details when ordering to avoid unnecessary delay.

Deliveries made on our scheduled delivery service to distributors' yard are free of charge.

For site deliveries please contact the sales office for prices and terms and conditions.

After sales

Premdor prides itself in providing a complete after sales package. Our after sales service can be contacted through the Sales Office or email aftersales@premdor.com

Environmental chain of custody

Please note that where products are supplied with third party environmental accreditation, it is the purchaser's responsibility to ensure continuity of certification as required through the supply chain.

General Information

Door thickness

Please note that Premdor door products are manufactured to the dimensional tolerance requirements of EN951 & EN952. These European standards allow a thickness, width and length tolerance of +/- 1.5mm for all interior and exterior doors.

Reproduction

Drawings and photographs are intended as being illustrative only and do not represent a product offering. Colours and photographs depicted are as accurate as photographic and printing processes can allow.

Illustrations

Products are shown glazed and fully finished for illustration purposes only. To confirm details for particular products please check within the relevant specification section.

Catalogue supplies

For merchant customers who wish to receive copies of our catalogues, please request with your order, or email ukcatalogues@premdor.com

Symbols

Symbols shown on each page are intended as a guide only. They refer to some but not necessarily all the products shown in the section.

Trade Descriptions Act 1968

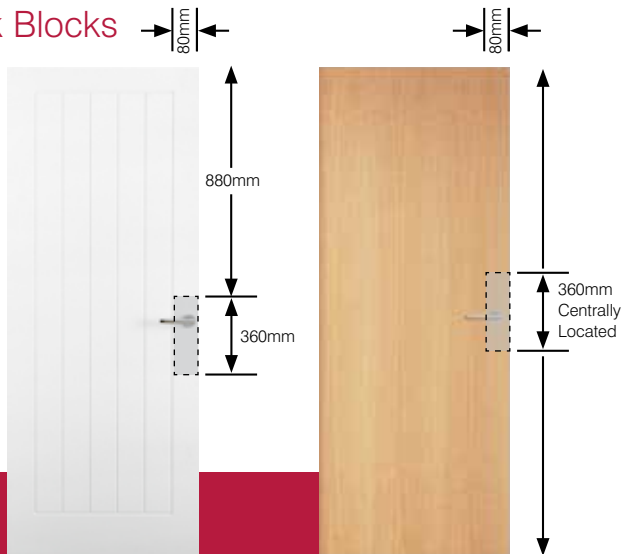
In the interest of continuous product design and improvement, Premdor reserves the right to alter specifications and descriptions or withdraw products without prior notice.

The current specifications of any product are available on request and whilst every effort is made to produce up to date literature, this catalogue should only be regarded as a guide to current specifications.

It does not constitute an offer for the sale of any particular product.

Important Information

Lock Blocks



Doors have a single lock block. The side of the door that the lock block is situated is indicated on the top of the door. On the veneered doors the lock block is positioned centrally. On moulded doors, the top of the lock block is 880mm from the top of the door. The lock block is 360mm long by 80mm deep (+/-15mm)



Standard Core

A multi-cell or spacer pad core for light duty, non fire rated applications. Suitable for domestic use. Specification for catalogue standard core interior and exterior door types. Actual core construction may vary.



Semi Solid Core

Offering additional weight to the standard 35mm door, this specification is optional on moulded panel doors in styles and sizes shown in this Range Guide. Actual core construction may vary.



Safe 'N' Sound

Solid core material in a standard thickness door, offering the best specification. Actual core construction may vary.



Solid Core

A 35mm Solid core construction provides more than twice the weight of a standard core door providing a much sturdier feel. Solid core provides the extra benefits of added strength, durability and flexibility. Actual core construction may vary.



Moulded Fireshield FD30

A high density particle board surrounded by substantial framing. When correctly installed with suitable intumescent strips as a doorset assembly the door will provide certified fire resistance. This specification may be used on Fireshield and Firemaster doors at our option. Actual core construction may vary.



PremCor FD30 / FD60

PremCor is a high density core material which requires no timber framing. This proven construction, when correctly installed with suitable intumescent strips, will provide certified fire resistance. This specification may be used on Fireshield and Firemaster doors at our option. Actual core construction may vary. Note: The minimum screw for fixing the hinge into the door is a 50mm x size 8 (4mm) fully threaded type screw.



Framed FD30 / FD60

A high density fire door core surrounded by substantial framing. When correctly installed with suitable intumescent strips as a doorset assembly the door will provide certified fire resistance. This specification may be used on Fireshield and Firemaster doors at our option. Actual core construction may vary.

Terms and conditions

1. GENERAL

(1) 'The Company' means Premdor Crosby Ltd and shall include any principal agent successor or assignee of the same and 'the Customer' means the person, firm or company to whom a quotation is addressed or whose order is accepted by the Company and 'the goods' means the product of the Supplier which is the subject of such quotation or order.

(2) All prices quoted by the Company are based upon these Conditions of Sale and reflect the limitations upon the Company's liability which they contain. Should any customer wish to contract with the Company otherwise than on the terms of such Conditions of Sale special arrangements can be made and a revised price quoted by the Company.

(3) In the absence of any such special arrangement (which shall not bind the Company unless made in writing and signed on the Company's behalf by a person duly authorised for that purpose) all quotations given and all contracts made by the Company and any additions or amendments thereto shall be subject to these Conditions of Sale which supersede and shall be taken to override any terms or conditions proposed or stipulated by the Customer.

(4) No agent or salesman of the Company has authority to give any guarantee or warranty on behalf of the Company or to transact business other than on the (unamended) terms of these Conditions of Sale.

2. LIMITS OF CONTRACT

No binding contract is created until an order is accepted by the Company and all prior correspondence or oral communications are to be regarded as superseded and not forming part of the contract. Prices quoted are subject to revision for errors and omissions at any time.

3. AGENTS

The term 'agent' as applied to those persons firms or companies either in the United Kingdom or elsewhere with whom the Company has made arrangements for the sale of its goods is a nominal one, and indicates only that they are local representatives appointed for the convenience of customers and through whom enquiries or orders may be received and dealt with by the Company.

They are not authorised by the Company to incur any liability, give any guarantee or warranty, make any representations or transact any business whatsoever on behalf of the Company other than the offering for sale of the Company's goods upon the terms of these Conditions.

4. TECHNICAL DATA

All drawings, descriptive matter, price lists or advertisements, whether or not supplied with this quotation or tender are approximate only and intended merely to give a general idea of the goods described therein and shall not form part of the contract. The Company offers its designs for the Customer's approval. Unless supplied or approved by the Company it undertakes no responsibility for sites or foundations, or for any framework or support, or for compliance with any local bye-laws or statutory regulations, or for the fulfilment of any special requirements which the Customer may be bound to observe or fulfil. Copyright in any such items as are referred to shall remain with the Company.

5. TITLE

The implied undertakings as to title etc. set out in Section 12 of the Sale of Goods Act 1978 shall be express terms of the contract between the Company and the Customer.

6. PRICE

(1) Unless a quotation or tender has been submitted the price of the goods shall be the price ruling at the date of despatch notwithstanding any price specified in any order or order acceptance.

(2) If a quotation or tender has been submitted by the Company it will accept orders which are received within the time limit specified therein at the price stated in that quotation or tender.

(3) The price of the goods shall be subject to the addition of value added and other taxes and the cost of any special packing required by the Customer.

(4) Any increase in costs or expenses arising from any act or omission or any special requirements of the Customer or any modifications made at the Customer's request may, at the Company's option, be charged to the Customer.

(5) A delivery charge will be payable where the order value is less than the minimum order value required at time of ordering as stated in the Company's 'Delivery Charges' document, available on request. The Company shall determine the route and method of carriage and any special requirements of the Customer shall be subject to an additional charge.

7. VARIATIONS TO SPECIFICATIONS

The Company reserves the right to constantly review its products and to alter and improve the specifications or dimensions of the components or materials used to substitute other components or materials of similar strength, specification, dimensions or quality, either when the components or materials specified are not readily available or the Company considers that the substituted components or materials are a reasonable alternative or improvement to the components or materials specified.

8. DELIVERY

(1) Any time or date for the despatch or delivery for goods or for the completion of work whether specified in the Company's quotation or otherwise given by the Company shall be taken as an estimate made by the Company in good faith but shall not be binding upon the Company either as a term of the contract or otherwise. In no circumstances shall the Company be liable for any loss or damage sustained by the Customer in consequence of failure to deliver within such time or by such date or in consequence of any other delay in delivery however caused.

(2) Unless otherwise agreed in writing delivery shall be made at the premises specified by the Customer or the Customer's carrier. Subject to Condition 8 (4) the risk in the goods shall pass to the Customer upon delivery. It is the Customer's responsibility to dispose of all packaging after delivery.

(3) The Company may deliver the goods in instalments and separate contract upon the terms of these Conditions of Sale.

(4) If delivery of the goods is delayed through any act or omission of the Customer, the Company may put the goods into storage at the Customer's risk and expense.

(5) The customer undertakes to inspect the goods upon delivery and shall be deemed to have accepted the goods upon the earlier of payment in full for the goods or 5 days after the delivery has been made, if the Company has (i) not been notified of the Customer's refusal to accept the goods or (ii) pursuant to such a claim has not complied with condition 9 below.

9. LOSS OR DAMAGE IN TRANSIT

(1) Where the Customer wishes to adjust the invoiced value for goods delivered by the Company, in respect of a claim against the Company for (i) goods lost in transit or (ii) edge damage to goods in transit or (iii) any other damage to goods that is reasonably identifiable at the time of the delivery, then the Customer must provide details of the claim in writing on the face of the delivery note that accompanied the goods.

(2) Where the Customer's claim relates to (i) damage that cannot be reasonably identified at the point of delivery or (ii) the goods delivered are incorrect in that they vary in style or description from the Customer's order or the details contained in the delivery note, then the Customer must inform the Company in writing within 48 hours of the delivery being made.

(3) Any liability which the Company may incur for loss of or damage to the goods whilst in transit shall in no case exceed the invoice value of the goods and in no circumstances shall the Company be liable for any indirect or consequential loss however caused.

10. PAYMENT

(1) Unless otherwise agreed in writing, all accounts shall be paid net at the Company's registered office on or before the last day of the month following the date of the Company's invoice. Cheques and money orders shall be made payable to or to the order of the Company. Only the Company's official receipt will be treated as valid. Time shall be of the essence.

(2) The Company shall be entitled to charge interest on all overdue accounts at a rate of 2% per month above the base rate from time to time of National Westminster Bank plc on the outstanding balance.

11. PASSING OF PROPERTY

(1) The goods shall remain the sole and absolute property of the Company until such time as the Customer shall have paid to the Company the agreed price together with the full price of any other goods the subject of any other contract with the Company provided that the Company at its sole discretion may upon expiry of the six month period from the date of the Company's invoice release its title to the goods the subject of the invoice without notice to the Customer.

(2) The Customer acknowledges that the Customer is in possession of goods solely as bailee for the Company until such time as the full price thereof is paid to the Company together with the full price of any other goods the subject of any other contract with the Company.

(3) Until such a time as the Customer becomes the owner of the goods, the Customer will store them on his premises separately from the Customer's own goods or those of any other person and in a manner which makes them readily identifiable as the goods of the Company.

(4) The Customer's right to possession of the goods shall cease if he, not being a company, commits an available act of bankruptcy or if he, being a company does anything or fails to do anything which would entitle a Receiver to take possession of any assets or which would enable any person to present a petition for winding-up. The Company may for the purpose of recovery of its goods enter upon any premises where they are stored or where they are reasonably thought to be stored and may repossess the same.

(5) Subject to the terms hereof the Customer is licensed by the Company to agree to sell the Company's goods, subject to the express condition that such an agreement to sell shall take place as agents and bailees for the Company whether the Customer sells on his own account or not and that the entire proceeds thereof are held in trust for the Company and are not mingled with other monies and shall be at all times identifiable as the Company's monies.

(6) If the Customer has not received the proceeds of any such sale, he will upon being called upon so to do by the Company, within seven days thereof assign to the Company all rights against the person or persons to whom the Customer has supplied the goods.

12. SUSPENSION OR CANCELLATION OF DELIVERIES

(1) If the Customer shall fail to pay to the Company on the due date any sum payable hereunder, or shall have a receiving order in bankruptcy made against him, or make any arrangement with his creditors, or being a body corporate shall have a receiver appointed or if any order shall be made or any resolution passed for winding up the same, the Company may, without prejudice to its other rights, demand immediate payment by the Customer of all unpaid accounts and suspend further deliveries and cancel this and any other contract between the Company and the Customer without any liability attaching to the Company in respect of such suspension or cancellation and debit the Customer with any loss sustained thereby.

(2) If the Customer cancels his order the Company shall be entitled to recover any loss sustained thereby from him.

13. RETURNS

The Company's policy on returns is covered in the "Product Returns Procedure" document, available on request, which should be considered part of these Terms and Conditions.

14. GUARANTEE

(1) The Company undertakes to repair or replace, at the option of the Company, any goods manufactured by the Company which are shown to be defective in materials or workmanship within the warranty period for the applicable goods as defined in this range guide or on your sales order from the date of delivery. Provided that the Company shall be under no liability upon the said guarantee if (a) the Customer has not paid in full for the goods or (b) the Customer has executed or attempted to execute repairs or alterations to the goods which are not authorised by the Company or has failed in any other respect to store the goods correctly or has mishandled the goods or failed to adhere strictly to the terms of hereof or (c) the Company has not been notified of any defect within one month of the defect becoming apparent.

(2) Any claim against the Company under Condition 14 must be made in writing to the Company on a 'Customer Care Application Form' which forms part of the Company's Quality procedures and will be made available by the Company in a timely manner.

(3) Should a Customer claim, made against the company under the terms of the Guarantee, be rejected by the Company, then the Company reserves the right to levy an administration fee, equal to the costs incurred by the Company during the processing of the Claim or £100, whichever is the higher value. The Customer must pay the administration fee within 30 days of the Customer being notified by the Company that the claim has been rejected.

15. EXCLUSION OF LIABILITY

(1) The Company's guarantee is provided by the Company and accepted by the Customer in substitution for all express or implied representations conditions and warranties statutory or otherwise as to (a) the stated quality satisfactory nature fitness for purpose durability or performance of the goods and (b) the standard of the Company's workmanship and the stated quality satisfactory nature fitness durability or performance of any materials used in connection therewith and all such representations conditions and warranties are hereby expressly excluded.

(2) Except for any liability which it may incur for death or personal injury resulting from negligence the Company shall not be liable in any manner whatsoever whether in contract, in tort, in misrepresentation or otherwise for any consequential or other loss damage or injury however caused which may arise out of or in connection with the supply of goods to or the execution of any work for the Customer (including goods supplied and work executed under the said guarantee).

16. LIEN

The Company shall have a general lien in respect of all sums due from the Customer upon all goods to be supplied to such Customer or upon which work has been done on the Customer's behalf and, upon 14 days written notice to the Customer, may sell such goods and apply the proceeds towards the satisfaction of the sums due to the Company.

17. FORCE MAJEURE

If the performance of the contract by the Company shall be delayed by any circumstances or conditions beyond the control of the Company the Company shall have the right at its option (a) to suspend further performance of the contract until such time as the cause of the delay shall no longer be present or (b) to be discharged from further performance of and liability under the contract and if the Company exercises such right the Customer shall thereupon pay the contract price less a reasonable allowance for what has not been performed by the Company and the Company shall not be liable for any loss other than the price already paid for any goods not supplied less the Company's expenses.

18. SEVERANCE

If any condition herein shall be deemed void for any reason whatsoever, but would be valid if part of the wording thereof were deleted any such condition shall apply with such modifications as may be necessary to make it valid and effective.

19. 'DEALS AS CONSUMER'

Nothing in these Conditions shall affect the statutory rights of a customer who in relation to the Company 'deals as consumer' as defined in Section 12 of the Unfair Contract Terms Act 1977 or any amendment or modification thereof.

20. LEGAL CONSTRUCTION

This contract shall be constructed in accordance with English Law and shall be subject to the jurisdiction of the English Courts.

21. EXPORT TERMS

(1) Where the goods are supplied for export from the United Kingdom, the provisions of this clause shall apply subject to any special terms agreed in writing between the Customer and the Company.

(2) The Customer shall be responsible for complying with any legislation or regulations governing the importation and/or sale of the goods into or in the country of destination and for the payment of any associated duties or taxes.

(3) The Customer shall arrange for testing and inspection of the goods prior to collection/ delivery and the Company shall have no liability in respect of any defect in the goods which would have been apparent on inspection and which is claimed after delivery, or in respect of any damage during transit.

(4) Unless otherwise agreed in writing the goods shall be delivered ex-works and the Company shall not be obliged to give notice to the Customer that the goods have been so delivered.

1 Panel Moulded Interior Doors	75
2 Panel Arch Top Textured Moulded Panel Interior Door	78
2 Panel Smooth Moulded Panel Interior Door	78
2 Stile Veneer Match Interior Doors	10, 20, 24, 26
2 Stile Solid Exterior Door	128
4 Panel Arch Top Textured Moulded Panel Interior Door	80
4 Panel Moulded Panel Interior Door	80
4 Panel Traditional Oak Interior Door	48
5 Panel Smooth Moulded Panel Interior Door	82
5 Panel Vertical Moulded Panel Interior Door	76
6 Panel Moulded Panel Interior Door	84
10 Softwood Panel Exterior Door	136
20 Softwood Pair Exterior Door	136
22 Softwood Pair Exterior Door	136
2SA Softwood Pair Exterior Door	136
2XG Softwood Panel Exterior Door	136
2XGG Softwood Panel Exterior Door	136
1930's Shaker Interior Doors	56

A	
Accessories – Interior Doors	96-99
Anegre Flush Veneer Interior Door	34
Apartment Entrance Doorsets	110
Artesian Cubicle	154
Ash Flush Foil Interior Door	42
Ash Flush Veneer Interior Door	36
Ash Innova Veneer Interior Door	30
Ash Veneer Match Interior Door	28

B	
Barville Solid Exterior Door	126
Bayou Cubicles	157
Beech Flush Foil Interior Door	43
Beech Flush Veneer Interior Door	36
Benches	160
Bi-Fold Interior Doors	80, 84
Black & Light Grey 2 stile Veneer Match	22
BWF Fire Doors	45

C	
Canadian Interior Door Range	86
Canyon Cubicles	157
Carolina (M&T) Traditional Exterior Door	116
Charcoal Grey Veneer Match	18
Chatsworth Part L Double Glazed Exterior Door	132
Clear Pine Interior Doors	66
Columbia 10 Light Glazed Moulded Interior Door	86
Contour Cubicles	66
Country Clear Pine Interior Door	44
Cove Cubicles	155
Croft Part L Triple Glazed Exterior Door	130
Croft Solid Exterior Door	118
Croft Solid Interior Door	58
Croft Solid Stable Glazed Exterior Door	120
Croft Stable Part L Triple Glazed Exterior Door	130
Cubicles & Washroom Systems	150-161

D	
Door Frames	142-143
Door System Solutions	100-111
DorFab	100-111
Ducting & Wall Linings	160
Durador Veneer Match	28

E	
Ebony Veneer Match	12
Exterior Composite Doors	134
Exterior Door General Specification	166-167
Exterior Doors	112-149
Exterior Flush and Glazed Fire Doors	140
Exterior French & Folding Doorsets	144-149
Exterior Matchboarded and Garage Doors	138
Exterior Oak 'Part L' Doors	130-133
Exterior Softwood Panel Doors	136
Exterior Door Frames	142-143

F	
F1X Flush Exterior Door	140
F2X Flush Exterior Door	140
F4X Flush Exterior Door	140
FLB Matchboard Exterior Door	138
Flush & Glazed Exterior Fire Doors	140
Flush Glazed Interior Fire Doors	44
Foil Interior Door	42-43
Folding Exterior Doorsets	144-149
Forest Cubicles	156
Frames	142-143
French Exterior Doorsets	146, 148

G	
Garage Doors	138
Garage Door Frames	143
Glacier Cubicles	152
Glazed Canadian Interior Door Range	86
Glazed Flush Interior Fire doors	44
Glazed Manhattan Interior Door Range	88
Glazed Moulded Doors	90
Grey Veneer Match	18-23
GTF Exterior Garage Door (Pair)	138
GTG Exterior Garage Door (Pair)	138

H	
HPL High Pressured Laminate Interior Doors	38-41
Handles	96-99
Hardware - Interior Doors	96-99
High Pressure Laminate (HPL) Interior Doors	38-41
Horizontal 4 Line Moulded Interior Door	74

I	
Innova Veneer Interior Door	30
Interior Doors	8-95
Interior Doorset Systems	100-111
Interior Flush Foil Plus Doors	42-43
Interior Flush Glazed Fire Doors	44
Interior Flush Paint Grade Doors	92-94
Interior Flush Veneer Doors	10-37
Interior High Pressure Laminate (HPL) Doors	38-41
Interior Lever Furniture - Doors	96-99
Interior Moulded Doors	68-91
Interior Timber Doors	46-67
Ironmongery - Doors	96-99

K	
Koto Flush Veneer Interior Door	32
KXT Softwood Panel Exterior Door	136

L	
Ladder Timber Oak Interior Door	64
Ladder Moulded Interior Door	70
Laminate (HPL) Interior Doors	38-41
LB Matchboard Exterior Door	138
Lever Furniture – Interior Doors	96-99
Light Grey Veneer Match	20-23
Lipped Paint Grade Plus Interior Door	92
Lockers	160
Locks, Latches and Door Closers	96-99

M	
Made to Measure Cubicles	152-157
Maple Flush Veneer Interior Door	34
Manhattan Glazed Moulded Interior Door	88
Manitoba 6 Light Glazed Moulded Interior Door	86
Matchboard Exterior Doors	138
Meadow Cubicles	154
Milano Solid Interior Door	60
Milano Solid Oak Exterior Door	122
Mix 'n' Fix Cubicles	158-159
Mobility Exterior Door Frames	142-143
Mocha Veneer Match	16
Moulded Panel Interior Doors	68-91
Moulded Glazed Interior Doors	68-91

N	
Nice Solid Interior Door	62
Nice Solid Exterior Door	124
North American Maple Flush Veneer Interior Door	34

O	
Oak French & Folding Doors	146-147
Oak Foil Interior Doors	42-43
Oak Timber Exterior Doors	122-133
Oak Timber Interior Doors	46-65
Oak Veneer Interior Doors	24, 32
Ontario 10 Light Glazed Moulded Interior Door	86
Option Plus - Doors	162

P	
Paint Grade Plus Interior Doors	92
Part L Exterior Doors	130-133
Pelmets	160
Pine Interior Doors	66
Popular Paint Grade Interior Doors	94
Portfolio Doors	10-29
Premium Moulded Doors	70-77
Pressed Glazed Moulded Doors	91

R	
Richmond (M&T) Traditional Exterior Door	114
Ridge Cubicle	152

S	
SA Softwood Panel Exterior Door	136
Sapele Flush Veneer Interior Door	36
Saskatchewan Glazed Moulded Interior Doors	86
SC Softwood Panel Exterior Door	136
Scandinavian Veneer Match	10
Shaker Interior Doors	54-57
Sliding Folding Doors	144-149
Softwood Panel Exterior Doors	136
Solid Rebated Doorsets	106
SoundSecure Doorsets	108-111
SpeedSet Plus Doorsets	102-105
SpeedRobe (Wardrobe Door) System	107
SRB Doorsets	106
Stable doors	120,130
Steamed Beech Flush Veneer Interior Door	36
Storage, Handling & Installation	163-167

T	
Technical Information	162-167
Terms and Conditions	170
Timber Door Frames	142-143
Timber Interior Doors	46-67
Tor Cubicles	153
Traditional (M&T) Exterior Doors	114-121

U	
Un-lipped Popular Paint Grade Interior Door	94

V	
Valley Cubicles	156
Vanity Tops	160
Veneer Match Interior Doors	10-29
Veneered (Flush) Interior Doors	10-37
Vertical 5 Panel Moulded Interior Door	76
Victorian 4 Panel Clear Pine Interior Door	66

W	
Walnut Veneer Match Interior Doors	26
Walnut Flush Veneer Interior Door	34
Walnut Foil Plus Interior Door	42
Walnut Veneer Match	26
Wardrobe System	107
Washroom Systems	150-161
Wenge Veneer Match	14
Wiltshire Oak Interior Door	52

Featured Products

Introducing some of our favourite products and solutions.



Hills Cubicles
& Washroom
Systems

P150

Whether you require a Made to Measure installation or a readily available 'off the shelf' solution, Hills will have the system for you.



DorFab
Doorsets

P102

Premdor has a range of innovative doorset solutions, including traditional internal pre-hung doorsets and solutions for apartment entrances.



new

Interior Premium
Door Collection

P64

Encompassing quality, superbly crafted internal timber doors, the Interior Premium Door Collection includes some of today's most sought after styles.



new

Exterior
composite doors

P134

A new selection of easy clean, pre-hung composite doorsets. Manufactured using Glass Reinforced Plastic (GRP) skins, all doorsets provide life-long performance.



new

Exterior
Premium Door
Collection

P128

Incorporating either real hardwood or oak veneers, doors within the dependable exterior Premium Door Collection are impervious to the elements.



portfolio
by Premdor

P10

new

New to Premdor, the inspiring Portfolio door collection has been designed for life, inspired by nature.



High Pressure
Laminate Range

P40

Colourful, durable and easy to clean, Laminate doors are the perfect choice for areas that encounter heavy footfall and consistent impact.



Premium Moulded Range

P76

Premdor's premium moulded range is an exquisite collection of finely detailed moulded panel doors. The range also includes an expanded selection of glazed options.



HOWARTH TIMBER & BUILDING SUPPLIES

THE UK'S LARGEST PRIVATELY OWNED AND OPERATED TIMBER
GROUP WITH BRANCHES LOCATED NATIONWIDE

NORTH WEST

Accrington	0330 119 3269	sales.accrington@howarth-timber.co.uk	BB5 0DN
Ashton	0330 119 3189	sales.ashton@howarth-timber.co.uk	OL7 0AG
Blackburn	0330 119 3239	sales.blackburn@howarth-timber.co.uk	BB1 3EE
Burnley	0330 119 3229	sales.burnley@howarth-timber.co.uk	BB10 1RZ
Bury	0330 119 3219	sales.bury@howarth-timber.co.uk	BL9 6AQ
Darwen	0330 119 3259	sales.darwen@howarth-timber.co.uk	BB3 2ES
Manchester	0330 119 3199	sales.manchester@howarth-timber.co.uk	M4 5HD
Oldham	0330 119 3179	sales.oldham@howarth-timber.co.uk	OL1 3LJ
Rochdale	0330 119 3209	sales.rochdale@howarth-timber.co.uk	OL16 2AA
Sale	0330 119 3169	sales.sale@howarth-timber.co.uk	M33 6LB

YORKS & LINCAS

Barnsley	0330 119 2599	sales.barnsley@howarth-timber.co.uk	S75 2BL
Bradford	0330 119 2489	sales.bradford@howarth-timber.co.uk	WF15 8ER
Brighouse	0330 119 2419	sales.brighouse@howarth-timber.co.uk	HD6 1PE
Dewsbury	0330 119 2499	sales.dewsbury@howarth-timber.co.uk	WF13 2AF
Grimsby	0330 119 2559	sales.grimsby@howarth-timber.co.uk	DN32 9BA
Harrogate	0330 119 3139	sales.harrogate@howarth-timber.co.uk	HG1 4AU
Leeds	0330 119 3119	sales.leeds@howarth-timber.co.uk	LS9 0RA
Malton	0330 119 3129	sales.malton@howarth-timber.co.uk	YO17 6BT
Scunthorpe	0330 119 2549	sales.scunthorpe@howarth-timber.co.uk	DN15 6XH
Thorne	0330 119 2539	sales.thorne@howarth-timber.co.uk	DN8 5DY
Wakefield	0330 119 2589	sales.wakefield@howarth-timber.co.uk	WF1 5DW
York	0330 119 3159	sales.york@howarth-timber.co.uk	YO26 4ZH

MIDLANDS

Corby	0330 119 2639	sales.corby@howarth-timber.co.uk	NN18 8ET
Derby	0330 119 2629	sales.derby@howarth-timber.co.uk	DE1 3QT
Mansfield	0330 119 2619	sales.mansfield@howarth-timber.co.uk	NG19 7JG
Newcastle	0330 119 2569	sales.newcastle@howarth-timber.co.uk	ST5 1AW

LONDON & SOUTH EAST

Dartford	0330 119 2459	sales.dartford@howarth-timber.co.uk	DA1 1BN
London	0330 119 2429	sales.london@howarth-timber.co.uk	SE4 2LY
Tottenham	0330 119 2469	sales.tottenham@howarth-timber.co.uk	N17 6RA

HOWARTH GREENHOUSE

Rochdale	01706 356 230	greenhouse@howarth-timber.co.uk	OL16 2AA
----------	---------------	---------------------------------	----------

HOWARTH TIMBER ENGINEERED SOLUTIONS

Ashton	0161 339 4581	ashton_enquiry@howarth-timber.co.uk	OL7 0AG
Brighton	01757 288 300	brighton_enquiry@howarth-timber.co.uk	YO8 6LY
Bury St. Edmunds	01284 772 700	buryse_enquiry@howarth-timber.co.uk	IP32 7QW
Fairford	01285 711 600	fairford_enquiry@howarth-timber.co.uk	GL7 4DS

HOWARTH WINDOWS & DOORS

New Holland	01469 530 577	windowsanddoors@howarth-timber.co.uk	DN19 7RT
-------------	---------------	--------------------------------------	----------



For further information email:
info@howarth-timber.co.uk

Visit our comprehensive website:
www.howarth-timber.co.uk